

NRA®

ACTION PISTOL RULES



Official Rules and Regulations to govern
the conduct of all NRA Action Pistol
Competitions

**NATIONAL RIFLE ASSOCIATION
OF AMERICA
11250 Waples Mill Road
Fairfax, Virginia 22030**

REVISED FEBRUARY 2025

<https://www.nra.org>

Item # NRACS-03

SAFETY IS SHOOTINGS MOST IMPORTANT RULE

These Rules provide for the efficient and orderly operation of a tournament. But *that's not all*. Many local range regulations exist for one reason alone – SAFETY. Others serve a dual purpose, smooth range operation and SAFETY.

It's your responsibility as a competitor or as a tournament official to be familiar with the Rules and to know the meaning behind those which are safety oriented.

The fundamental NRA rules for safe gun handling are:

- Always keep the gun pointed in a safe direction.
- Always keep your finger off the trigger until ready to shoot.
- Always keep the gun unloaded until ready to use.

When using or storing a gun, always follow these NRA rules:

- Be sure the gun is safe to operate.
- Know how to safely use the gun.
- Use only the correct ammunition for your gun.
- Know your target and what is beyond.
- Wear eye and ear protection as appropriate.
- Never use alcohol or drugs before or while shooting.
- Store guns so they are not accessible to unauthorized persons.

Be aware that certain types of guns and many shooting activities require additional safety precautions.

To learn more about gun safety, enroll in an NRA safety training or basic marksmanship course, NRA hunter clinic or state hunter education class.

Shooters Read:

Eye Protection	3.19
Loaded Pistols	10.1.3
Pistol Muzzle Direction	10.1.8
Safe Handgun Condition	10.1.11

Range Operators Read:

Sec. 9	Competition Regulations
Sec. 10	Range Commands, Control and Operations
Sec. 11	Tournament Officials

CONTENTS

NRA ACTION PISTOL RULES

Approved and Registered Tournaments	2
Sec.1. NRA Competition	3
Sec.2. Eligibility of Competitors	6
Sec.3. Firearms, Equipment and Ammunition	9
Sec.4. Targets	13
Sec.5. Positions	15
Sec.6. Range Standards	16
Sec.7. Courses of Fire	16
Sec.8. Time Limits (BLANK)	21
Sec.9. Competition Regulations	21
Sec.10. Range Commands, Control and Operations	25
Sec.11. Tournament Officials	45
Sec.12. Team Officers and Duties	49
Sec.13. Physically Disabled Shooters	50
Sec.14. Scoring and Marking	51
Sec.15. Decision of Ties	55
Sec.16. Challenges and Protests	56
Sec.17. National Records	57
Sec.18. Competitors' Duties and Responsibilities	58
Sec.19. Classifications	60
Sec.20. NRA Official Referee	64
Sec.21. NRA Competition Programs	66
Sec.22. NRA Civilian PPC Rules	68
Sec.23. NRA Action Pistol Probationary Program Rules	69
Appendix A General Regulations	70
Appendix B General Regulations	72
NRA Action Pistol Distinguished Program	74
Index	76

APPROVED AND REGISTERED TOURNAMENTS

NRA Sanctioned Tournaments – See Rule 1.6

Application forms for both types of Sanctioned Tournaments may be obtained from the NRA. Official application for approval to conduct an NRA Approved or Registered Tournament must be made to the Competitions Division. The deadline, in advance of firing date for receipt of the completed application forms and programs, is 30 days for Approved, and 45 days for Registered Tournaments. To obtain publicity in the Coming Events column of *SHOOTING SPORTS USA*, dates must be received and sanctioned by NRA by at least 90 days prior to the firing date. See General Regulations for *SHOOTING SPORTS USA* deadlines.

A Registered Tournament is the more formal of the 2 types. Differences between the 2 types of competitive tournaments are:

	Approved	Registered	Rule
Scores used for classification	Yes	Yes	19.4
Scores used for National Records	No	Yes	17.5
NRA registration fee per competitor (remitted after the tournament is fired). This is explained in sponsor's packet	Yes	Yes	Gen'l Reg. A7, B7
Competitors must be NRA members.	No	No	1.6(d)
Minimum number of shots required	No	Yes	Gen'l Reg. A6, B6
NRA classification or category system must be used	Optional	Yes	Gen'l Reg. A5, B5

NRA ID Number is required for classification purposes in all NRA Sanctioned Tournaments. Should a competitor not be an NRA member, he will be assigned a special number which allows his scores to be entered into the computer.

Fixed award schedule	No	Yes	Gen'l Reg. A6, B6
Tournament Officials competing	Yes	Yes	Gen'l Reg. A8, B8
NRA may assign Official Referee	No	Yes, with exceptions	Gen'l Reg. B9
Sponsor required to furnish each competitor with Official Bulletin	No	Yes	Gen'l Reg. B12
Program prepared and distributed by Sponsor	Yes	Yes	Gen'l Reg. A1, B1

NATIONAL RIFLE ASSOCIATION

OFFICIAL RULES FOR

ACTION PISTOL MATCHES

These Rules establish uniform standards for NRA Sanctioned Action Pistol Shooting competition. Where alternatives are shown, the least restrictive conditions apply unless the tournament program sets forth limitations. They apply only to Action Pistol Shooting type competition. These Rules supersede all previous editions and will remain in effect until specifically superseded.

Tournament sponsors may not alter these Rules. If sponsors require additional rules or special conditions, the additions must be fully set forth in the program for the competition concerned.

The arrangement and rule numbering systems are such that corresponding Rules for other types of NRA competition are correspondingly located and numbered in the Rule Books for those competitions. Gaps in the sequence of rule numbers result from there being a Rule in one or more of the other Rule Books which does not apply in this book.

Anyone wishing to submit recommendations for Rules changes may forward those recommendations to the Action Shooting Committee in care of the National Rifle Association.

NOTE: Rules in which major changes have been made since publication of the previous Rule book are marked thus (• 1.1).

1. NRA COMPETITION

1.0 NRA Competition – Competition which is authorized in advance of firing by the National Rifle Association. The program, range facilities and officials must comply with standards established by the NRA. The types of tournaments which are sanctioned are listed in Rule 1.6.

1.1 Sanctioned Tournament – A series of matches covered by an Official Program. Such matches may be all individual matches, all team matches, or a combination of both, which must be conducted by an NRA Affiliated Club or organization. They may be all fired matches or a combination of fired and aggregate matches. A tournament may be conducted on one day, or successive days, or may provide for intervening days between portions of the tournament, such as tournaments programmed to be conducted over more than one weekend.

1.2 Authorization – Before being publicized in programs or otherwise, the sponsoring organization of each type of competition mentioned in Rule 1.7 shall have agreed to comply with the current regulations for such competition and shall have received notice from the NRA that the competition applied for has been authorized.

1.3 Rules – The local sponsor of each type of competition must agree to conduct the authorized competition according to NRA Rules, except as these Rules have been modified by the NRA in the General Regulations for that type of competition.

1.4 General Regulations – The local sponsor of each type of competition must agree to comply with the General Regulations published by the NRA for the competition concerned. See Appendix pg 68 this Rule Book.

1.5 Refusal or Withdrawal of NRA Authorization – The NRA may refuse to authorize or may withdraw its authorization for any competition which cannot, or does not, comply with the requirements for that competition.

1.6 Types of Tournaments – The types of tournaments listed below are those which are sanctioned by NRA in its Competitive shooting program.

- (a) *International Matches*-Arranged by the NRA with the recognized national shooting organization(s) of the countries concerned, the officials thereof are appointed by the NRA.
- (b) *International Team Tryouts*-Are U.S. tournaments conducted under NRA Rules organized or authorized by the NRA as preliminary or final tryouts for the selection of International Team members. The officials thereof are appointed by the NRA.
- (c) *National Championships*-Organized by the NRA, and in some cases in conjunction with the National Board for the Promotion of Rifle Practice, Department of the Army, to form the National Matches. The officials thereof are appointed by the NRA, in some circumstances in cooperation with the NBPRP. These tournaments will be registered.
- (d) *Regional and Sectional Championships*-Arranged between the NRA and a local sponsoring organization, these tournaments will be registered.
- (e) *State Championships*-Annual tournaments authorized and/or conducted by State Rifle and/or Pistol Associations, affiliated with the NRA. Such State Associations may, if desired, authorize local organizations to sponsor and conduct State Championships. In states where there is no NRA affiliated State Association the NRA may authorize a local organization to sponsor and conduct the State Championship. State Championships will be Registered Tournaments.
- (f) *Registered Tournaments*-May be authorized by the NRA. Application forms are available from NRA on request. National Records may only be established in Registered Tournaments. (See Rule 17.1)
- (g) *Approved Tournaments*-May be authorized by the NRA after application has been filed by the local NRA affiliated member organization which will act as the sponsor. Application forms are available from NRA on request.
- (h) *Sanctioned Leagues*-(shoulder-to-shoulder or postal) May be authorized by the NRA after application has been filed by the local group or organization. Application forms are available from NRA on request. Sanctioned League scores are used for classification. A League need not be operated by an Affiliated Club or Organization.
- (i) *Postal Matches*-Organized by the NRA and publicized to groups concerned through Shooting Sports USA announcements and special mailings.
- (j) *Special Tournaments*-May be Sanctioned by NRA for types of shooting not otherwise a part of the NRA Program.
- (k) *State and Senior Games*-Tournaments which are part of the State and Senior Games program. Such tournaments are not charged fees, nor will any scores fired be used for classification. A simplified sanctioning procedure may be used, and they will be listed in Coming Events with the only contact being the State Coordinator.

1.7 Types of Matches

- (a) *Match-A* complete event as indicated in the program for the awarding of certain specific prizes. A match may consist of one or several stages. It may, in the case of aggregate matches, include the scores fired in several subsidiary matches.
- (b) *Stage-A* portion of a match which consists of one or more strings fired in one position, time allowance (slow or rapid fire, for example), or target.
- (c) *Open Match-A* match open to anyone, except that if so stated in the program an open match may be limited to one or any combination of the following: (a) United States citizens; (b) members of the National Rifle Association; and/or (c) with respect to non-U. S. citizens, persons who are members in good standing of their respective National Shooting Federations or Associations.
- (d) (Blank)
- (e) *Restricted Match-A* match in which competition is limited to specified groups, i.e., juniors, women, police, civilians, veterans, etc.; or to specified classes, i.e., Masters, Experts, Sharpshooters, Marksmen, etc.
- (f) *Classified Match-A* match in which awards are given to the winners and the highest competitors in several specified classes, such as Masters, Experts, Sharpshooters, and Marksmen. The classification of competitors may be accomplished by the National Classification System (Sec. 19) or by other means. The program for classified matches must specify the groups or classes in which awards will be made.
- (g) *Invitational Match-A* match in which participation is limited to those who have been invited to compete.
- (h) *Squadded Individual Match-A* match in which each competitor is assigned a definite relay and target, or shooting position(s), by the Statistical Office. Failure to report on the proper relay or firing point forfeits the right to fire. All entries must be made before firing commences in that match, except when otherwise stated in the tournament program.
- (i) *Unsquadded Individual Match-A* match in which the competitor is not assigned a definite relay or target, or shooting position(s), by the Statistical Office. The competitor reports to the Range Officer within the time limits specified in the program and is then assigned to a target and a relay in which to fire.
- (j) *Re-entry Match-A* match in which the competitor is permitted to fire more than one score for record; one or more of the highest scores being considered to determine the relative rank of competitors. The number of scores which may be fired and the number of high scores to be considered in deciding the relative rank of competitors must be specified in the program. Scores fired in these matches shall not be used for classification purposes.
- (k) *Squadded Team Match-A* match in which the teams are assigned a definite time to fire. Teams may be assigned one or more adjacent targets or shooting position(s). All entries must be made before firing commences in that match. The entire team must report and fire as a unit.

- (l) *Unsquadded Team Match*-A match in which the teams may report at the firing line at any time within the limits specified in the program, targets or shooting position(s) being assigned by the Range Officer. The entire team must report and fire as a unit, unless the program provides otherwise.
- (m) *Aggregate Match*-An aggregate of the scores from two or more matches. This may be an aggregate of match stages, individual matches, team matches, or any combination, provided the tournament program clearly states the matches which will comprise the aggregate. Entries in aggregate matches must be made before the competitor commences firing in any of the matches making up the aggregate match.

1.8 Course of Fire – Course of fire shall be determined by the Match Director and announced in the tournament program. Matches may be described in the program or described solely in a match bulletin distributed at the match. Any safe course of fire may be used, and the Match Director is responsible for course design. At least two classification matches must be included at each tournament.

PUBLIC AFFAIRS

All tournament sponsors are urged to give special consideration to the needs of news media personnel in order to achieve maximum publicity for the competition. Public news media personnel representing print and/or broadcast should be given every consideration and cooperation in keeping with the proper conduct of the competition.

2. ELIGIBILITY OF COMPETITORS

Eligibility of Competitors – The conditions of a match shall prescribe the eligibility of competitors, in accordance with Rule 1.7 and/or the definition contained in Section 2. Limitation of eligibility to compete must be stated in the match program.

INDIVIDUALS

2.1 Members of the National Rifle Association – Any individual member, including Benefactors, Patrons, Endowment, Life, Annual, Associate, Nonresident and Junior Members.

2.1.1 Non – U. S. Citizens-Non-U. S. Citizens may compete in any NRA Sanctioned Tournament, unless further restrictions are imposed by conditions stated in the program.

2.1.2 In addition to Rules 2.1 through 2.4-Individuals must successfully complete the tyro course (see Rule 10.26) or demonstrate equivalent proficiency to the satisfaction of the tournament match officials.

2.2 Civilian-Any civilian including all members of the Reserve Officers Training Corps (ROTC, NROTC and AFROTC), personnel of the State Security Forces (e.g. State Guard organization having no federal recognition), retired members of each of the several services comprising the Armed Forces of the United States, and members and former members entitled to receive pay, retirement pay, retainer pay or equivalent pay, are classified as civilians except as noted in the example below. All competitors who are enrolled undergraduates of any of the service academies will be considered as civilians and may compete in collegiate and ROTC categories.

Individuals of any Reserve or National Guard component who, during the present calendar year, have not competed as National Guard (2.5) or Regular Service (2.6) or Reserve component (2.7) and have not been provided Service support for competition in the

form of firearms, ammunition, payment of travel or other expenses, wholly or in part, may fire as civilians. The provision of firearms and ammunition for a specific competition (i.e., National Matches of NBRP Regional Leg Matches, when such is available to both military and civilian competitors, it is not considered Service support under this rule.

Unless specifically authorized to do so by the tournament program, members of the regular Army, Navy, Air Force, Marine Corps, Coast Guard; members of the reserve components on active duty; retired personnel of the reserve services comprising the Armed Forces of the United States on active duty; or police (2.4) are not permitted to compete as civilians.

2.2.1 Senior – A person may compete as a Senior beginning on January 1 of the calendar year in which the 60th birthday occurs.

2.2.2 Grand Senior-A person may compete as a Grand Senior beginning on January 1 of the calendar year in which the 70th birthday occurs.

2.3 Junior – A person may compete as a junior through December 31 of the calendar year in which his or her twentieth birthday occurs. Individuals who have National Guard, Reserve, or Active Duty status and receive support (as defined in Rule 2.2) may not compete as juniors.

2.3.1 Intermediate Junior – A Junior may also compete as an Intermediate Junior from January 1 of the calendar year in which his or her 15th birthday occurs through December 31 of the calendar year in which his or her 17th birthday occurs.

2.3.2 Sub – Junior – A Junior may also compete as a Sub-Junior through December 31 of the calendar year in which his or her fourteenth birthday occurs.

2.4 Police –

- (a) Regular full-time law enforcement officers of a regularly constituted law enforcement agency of a municipal, county, state, or federal government. “Full-Time” Police Firearms Instructors in Law Enforcement or Police Academies are eligible to compete in the respective Police category. Official current identification from the agency employing a civilian full-time police firearms instructor will be required.
- (b) Full time salaried Railroad Police; Penal Institution guards; Industrial Police, including Bank Guards; and Armored and Express Company Guards.
- (c) Officers of a regularly organized Reserve or Auxiliary named in (a) above, provided that when on duty they are required to perform the same law enforcement functions and/or duties as the Agency to which they are in reserve and are authorized to be armed by the appointing authority.
- (d) Officers who qualify under sections (a) and (b) may, after retirement and if receiving retirement benefits enter competition covered by these rules. Such retirees who are employed after retirement in any agency which qualifies for entry in NRA Sanctioned competition as a Police Agency may not compete as a retired officer, but may compete as a member of the organization in which he is at present serving.
- (e) Military Police; Members of the Armed Forces of the United States, Regular or Reserve Component; private detectives; private bodyguards; honorary police or sheriffs; consultants; or any persons who are members of a body organized for cer-

emonial purposes may not compete in NRA Sanctioned Tournaments in the Police Category regardless of the name given to such a body and regardless of the titles given such members.

- (f) Persons employed as Industrial Police by private industry on a part-time basis, or where such employment is not the sole occupation of such persons, may not compete in NRA Sanctioned Tournaments in the Police Category.

2.4.1 Eligibility Authentication – It is the competitor’s responsibility to have a Police Identification card in his possession when entering and competing in the Police Category in any NRA Sanctioned Tournament.

2.5 National Guard – Federally recognized officers or enlisted members of the Army National Guard, Air National Guard, or the Naval Militia of the several states, territories, the District of Columbia, or the Commonwealth of Puerto Rico, who are not on extended active duty, are eligible to compete as Juniors and/or Collegiate, if otherwise qualified.

2.6 Regular Service – Officers or enlisted members of the Regular United States Army, Navy, Air Force, Marine Corps, Coast Guard, and members of Reserve Components thereof, who are on extended active duty; provided the term “Reserve Components” shall include Army National Guard and Air National Guard called into federal service and while in such status, are eligible to compete as Juniors and/or Collegiate, if otherwise qualified.

2.6.1 Military Veteran-Former military personnel, other than active duty or reserve, in possession of any one of the following documents, Form DD-214, retired military identification card or membership in a veteran’s organization are allowed to compete.

2.7 Reserve Components – Officers and enlisted members of any Reserve Component of the Armed Forces, exclusive of the Army National Guard and the Air National Guard of the United States, not on extended active duty, are eligible to compete as juniors and/or Collegiate, if otherwise qualified.

2.8 College – Regularly enrolled undergraduate students who carry 12 or more semester hours or the equivalent in an accredited two or four year collegiate level institution and who have not received a Bachelor’s Degree. Eligibility to compete shall extend for a maximum of four years within a five year period beginning when a student first attends any class as a full-time (12 or more credit hours) student. The five year period may only be interrupted by extended military service (60 consecutive days or more), service with a recognized foreign aid agency of the U.S. Government or certified missionary service.

2.9 School – Regularly enrolled undergraduate students of any primary or secondary school, who comply with the eligibility rules of their institutions.

2.9.1 Military Scholastic-A junior who is an active member of a High School JROTC unit or is enrolled in a military high school.

2.10 – 2.12 – TEAMS

2.13 Military Veterans Teams – Former military personnel, including Team Captains and firing Coach, other than active duty or reserve, in possession of any one of the following documents; Form DD-214, retired military identification card or membership in a veterans’ organization are allowed to form a legal team and compete

2.14 – 2.17 – (Blank)

2.17.1 – Military Scholastic Team – Firing and alternate members of such teams must comply with Rules 2.1 and 2.9.1.

3. FIREARMS, EQUIPMENT AND AMMUNITION

3.1 Open Firearm-Any semi-automatic handgun or revolver used in competition shall be serviceable and safe. If any pistol is observed to be unserviceable or unsafe, it shall be withdrawn at the request of the tournament director. The term “firearm” as used in these rules includes anything attached, permanently or temporarily, to the pistol. All standard safety features of guns must operate properly.

3.1.1 Open Rimfire Firearm-Any semi-automatic handgun or revolver chambered for .22 Rimfire ammunition, which is serviceable and safe. If any pistol is observed to be unserviceable and unsafe, it shall be withdrawn at the request of the Tournament Director. The term “firearm” as used in these rules includes anything attached, permanently or temporarily, to the pistol. All standard safety features of guns must operate properly.

3.2 Metallic Sight Firearm-Minimum caliber is 9x19mm (9mm); a semi-automatic firearm with no more than a 6 1/4-inch barrel length. The front sight not to extend beyond the muzzle, the maximum sight radius to be no more than 8.5 inches. A Revolver’s barrel will not exceed 8 5/8 inches in length; the front sight not to extend beyond the muzzle, the maximum sight radius not more than 11 inches. All standard safety features of guns must operate properly. The following items are prohibited:

- (a) Wings.
- (b) Peep, ghost, optical or electronic sights.
- (c) Orthopedic grips – no part of the grip may encircle the hand.
- (d) Thumb rests.
- (e) Compensators or ported barrels.

3.2.1 Metallic Sight Rimfire Firearm-Any semi-automatic handgun or revolver chambered for .22 Rimfire ammunition, which is serviceable and safe. The front sight not to extend beyond the muzzle, the maximum sight radius to be no more than 8.5 inches. A Revolver’s barrel will not exceed 8 5/8 inches in length; the front sight not to extend beyond the muzzle, the maximum sight radius not more than 11 inches. All standard safety features of guns must operate properly. The following items are prohibited:

- (a) Wings.
- (b) Peep, ghost, optical or electronic sights.
- (c) Orthopedic grips – no part of the grip may encircle the hand.
- (d) Thumb rests.
- (e) Compensators or ported barrels.

3.2.2 Production Firearm – The intent of this rule is to encourage the use of Production Firearms as manufactured and promote NRA Action Pistol Shooting at the “Grass Roots” level. Accordingly, to keep this class from becoming an “Equipment Match,” Single Action only pistols are prohibited.”

A Production Firearm is a semi-automatic handgun or revolver which is or has been a catalogue item readily available to the public with factory notch & post sights. All standard safety features of guns must operate properly. To meet size requirements, handguns with empty magazine inserted must fit wholly within a box with internal dimensions of 8-15/16” x 6” x 1-5/8” (revolvers exempt). All magazines used during the competition must meet the dimensions of the magazine used to pass the Production Firearm size requirements. The firearm shall have no visible external modifications except as follows:

- (a) Factory grips may be modified to fit the competitor’s hand, or facilitate loading, using checkering, stippling, grip tape and sleeves.

- (b) Barrel length may not exceed 5.35 inches for semi automatic pistols and may not exceed 6.5 inches for revolvers.
 - (c) Wide “target” style hammers and triggers, if included on the firearm as originally manufactured are permitted.
 - (d) Only open sights may be used. The front sight must be a non-adjustable post sight. The rear sight may be adjustable if the firearm was originally manufactured with an adjustable sight. Sights may be replaced but they must use the original dovetail cuts and must retain the original configuration of the firearm. Fiber optic sights are permitted.
 - (e) Barrels may be replaced with original factory or after market barrels with the same configuration and caliber of the original barrel. (See firearm modifications permitted or prohibited)
 - (f) Semi-Auto firearms must fire the first shot of every string in double action. Revolvers must fire ALL shots of every stage double action only.
 - (g) Semi-Auto trigger weight may not be less than 3.5 lbs. in any mode, revolver Trigger weight may not be less than 3.5 lbs. in double action mode.
 - (h) External finishes, either protective or decorative, and other non-functional embellishments (such as engraving, inlays or inscriptions) as well as, Milling of slides, slide ports designed to lighten the slide are allowed.
 - (i) Production holsters must be designed for draw from the top only. Holsters must cover the slide up to minimum of ½” below the ejection port in semi-autos and a minimum halfway down the cylinder on revolvers. Holster must prevent access to, or activation of, the trigger of the handgun when holstered.
- The following firearm modifications are prohibited.
 - (a) Single action only firearms.
 - (b) Changes in the original factory sight configuration of the firearm, front adjustable sights.
 - (c) Peep, ghost, optical, electronic, Bo-Mar and Aristocrat type sights.
 - (d) Thumb rests, grip, or magazine extensions.
 - (e) Compensators or ported, weighted barrels.
 - (f) Competition, Race Type and Open Front Holsters are prohibited.
 - (g) The exchange of EXTERNAL components, slides, sights, firing pins, firing pin retainers, pins, extractors, pins, extractors, magazine releases, slide stops, thumb safeties, triggers, hammers, bushings, and ejectors MAY be replaced with Original Factory Manufacture, or after-market parts. The exchange of OFM parts between different models of Production approved guns is allowed. Any projection from the pistol that can be used as a support on the barricade when shooting in the Barricade Event is prohibited.

3.2.3 Production Rimfire-as described in 3.2.1 except chambered for .22 caliber Rimfire ammunition. All standard safety features of guns must operate properly.

3.2.4 Production Optic Firearm – Same configuration as a Production Firearm in Rule 3.2.2 with the exception of addition of an optic and that revolvers are not allowed. The following will apply:

- (a) Pistol must be able to fit into Production Box if optic is removed
- (b) Optical and or electrical sights must be attached only to the slide between the ejection port and the rear of the slide

3.3 All Types of Pistols Will Compete Together – The same conditions of time, distance, or scoring shall apply to all firearm types equally. When Centerfire and Rimfire Firearms are allowed in the same tournament separate aggregate awards must be provided. A sponsor may recognize Rule 3.2 Metallic Firearms and 3.2.1 Production Firearms by providing a separate award(s) or may restrict a tournament to only these firearms. Any such conditions must be stated in the Official Program.

3.4 Weight Restrictions -There shall be no restriction on overall weight of pistols. The trigger pull shall not be less than 2 pounds.

3.5 Sight Restrictions-Sponsor must state one of the options in the program:

- (a) There shall be no restrictions on sights, sight radius, or length of barrel.
- (b) Optical sights of any type are prohibited.

3.5.1 Sights – Any sighting device programmed to activate the firing mechanism is prohibited.

3.6 More than One Pistol in a Tournament – A competitor shall not be permitted to wear or use more than one pistol in a tournament. (Except as provided in Rule 9.1 and Rule 1.7 Paragraph J; Re-Entry Match).

3.7 Pistol and Holster Position – The pistol and holster must be carried in the same position throughout the entire match.

3.8 Stocks – Any stock designed to add additional support from any other part of the body other than the hands or to fire from the shoulder is not permitted.

3.9 Optical Devices – The internal workings of optical sights may be changed during a match. However, no external modifications to the sight may be made. The same sight must be used throughout the match.

3.10 (Blank)

3.11 Gloves – Gloves may be worn which do not form an artificial support.

3.12 Holsters – (See Rules 3.12.1, 3.12.2, 3.12.3, 3.12.4, 3.12.5.)

3.12.1 Holsters – must be Practical, Safe, Serviceable, and Suited to the Pistol Used-Holsters in use must retain the pistol during any activity within a course of fire.

3.12.2 Retention Device – If a retention device is used to pass a holster test, then the retention device must be used throughout the match.

3.12.3 Holster Eligibility – No match shall require the use of a particular type of holster, nor shall any holster type which is permitted in any match be barred from any other match. However, in matches requiring a draw from a concealed condition, the degree of concealment may be specified and ruled upon by the Match Director, Deputy Match Director, or Official Referee.

3.12.4 Unsafe Holsters – Match officials are required to prohibit the unsafe use of any holster by any competitor. Therefore, in choosing a holster, and the position and manner in which it will be worn, a competitor should give due regard to the safety regulations in order to ensure that his or her choices are safely consistent with his or her personal shooting style and stance.

3.12.5 Holster Wear – Holsters must be worn in such a manner as not to violate safety considerations. It shall be the responsibility of the Match Director to enforce this Rule.

3.13 Magazine and Speedloader Holders—In events requiring mandatory reloads during a stage of fire, each magazine or speedloader used must be contained within a magazine/speedloader pouch attached to the competitor’s holster belt. Magazines may not be retained through magnetic means only.

3.14 – 3.15 (Blank)

3.16 Release Triggers – Triggers which function on release are prohibited.

3.16.1 Trigger Shoes—Trigger shoes or extensions of any kind will not protrude beyond the dimensions of the trigger guard. Any pistol in violation of this Rule shall be withdrawn from competition until modified to comply.

3.17 Ammunition-

- (a) The lower limit of caliber shall be 9mm.
- (b) All ammunition fired in the Tournament must meet or exceed the power floor as described when checked by chronograph using the formula:

Bullet weight (grains) X muzzle velocity (feet per second) =
not less than 120,000

NOTE: Chronographs are mandatory in Registered Tournaments only.

- (c) Hand loads may be used.
- (d) Any ammunition used must be loaded within safe limitations for the handgun to be used.
- (e) Ammunition will be tested as follows:
 - (1) Muzzle velocity shall be determined by the use of a chronograph.
 - (2) Competitors’ loads shall be tested by the sponsor by firing loads for revolvers through a six inch barrel revolver; loads for semiautomatics through a five-inch barrel semiautomatic. If a test barrel for the caliber to be tested is not available, or the ammo fails to meet the power floor, then the loads will be tested through the competitor’s pistol.
- (f) All ammunition fired by a competitor in a tournament must maintain identical bullet design, weight, and velocity.

NOTE: When chronographing ammunition use the following procedure:

- (1) Using test firearm, fire on (1) round over the chronograph: if it meets power floor, test is over.
- (2) If first round fails fire second round, average the two and if average meets power floor, test is over.
- (3) If the two rounds fail fire third round, average the three and if average meets the power floor, test is over.
- (4) If the three round averages fail to meet power floor, notify competitor to report to chronograph with his/her firearm for testing.
- (5) Repeat steps 1-3, firing ammunition through competitor's firearm. If the ammunition still fails to meet power floor after this test, the competitor is disqualified from the tournament.

3.17.1 Rimfire Ammunition-Any .22 caliber Rimfire ammunition that may be fired without danger to competitors, range personnel or equipment is permitted. Tracer, incendiary, and similar ammunition is prohibited. Rule 3.17(f) applies.

3.18 General-All devices or equipment which may facilitate shooting, and which is not mentioned in these Rules, or which is contrary to the spirit of these Rules and Regulations, are forbidden. The Match Director, Official Referee, Jury Chairman or Supervisor shall have the right to examine a shooter's equipment or apparel. The responsibility shall be upon the competitor to submit questionable equipment and apparel for official inspection and approval in sufficient time prior to the beginning of a match so that it will not inconvenience either the competitor or the official.

3.18.1 All Equipment Must Be Safe and Serviceable-All equipment used in the Tournament, including handguns, holsters and ammunition, must be safe and serviceable. No modified equipment may be used if it could compromise the safety and reliability of such equipment. Modified firearms, holsters and ammunition could be hazardous to the competitor, his/her fellow competitors and bystanders; equipment should be of proven reliability and safety.

3.18.2 All original manufacturers safety devices must function as designed.

3.19 Eye Protection-Safety eye glasses may be worn at the competitors' option. However, their use is highly recommended. Hosting clubs may require eye protection.

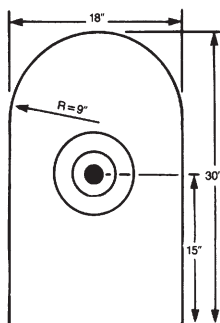
3.20 Ear Protection-All competitors and other personnel in the immediate vicinity of the firing lines are urged to wear ear plugs, ear muffs or similar ear protection. Match sponsors (and /or ranges) may require ear protection.

4. TARGETS

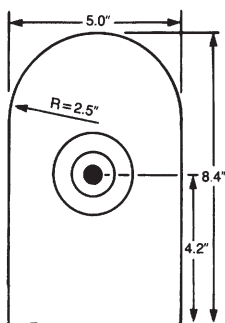
4.1 Official Targets – In NRA Sanctioned competition, only targets printed by NRA Licensed Manufacturers, bearing the Official Competition target seal will be used. Use of an additional aiming mark or marking is prohibited.

OFFICIAL TARGET DIMENSIONS

4.2 Precision Target Events – NRA AP-1 (paper or cardboard). The target will be of the configuration and dimensions described in Fig. 1. Targets may be made of paper or cardboard. All scoring lines will be of low visibility. (Refer to Sec.14 for scoring procedures) The cardboard target must have printed on it the words “NRA AP-1 Official.” Cardboard used must have no treating for weather or other purpose.



X Ring: 4" diam. = Tie breaker
 A Ring: 8" diam. = 10 points
 B Ring: 12" diam. = 8 points
 C Remainder: = 5 points



X Ring: 1.12" diam. = Tie breaker
 A Ring: 2.24" diam. = 10 points
 B Ring: 3.36" diam. = 8 points
 C Remainder: = 5 points

X Ring: 4" diam. = Tie breaker
 A Ring: 8" diam. = 10 Points
 B Ring: 12" diam. = 8 Points
 C Ring: Remainder = 5 Points

X Ring: 1.12" diam. = Tie breaker
 A Ring: 2.24" diam. = 10 Points
 B Ring: 3.36" diam. = 8 Points
 C Ring: Remainder = 5 Points

Fig. 1-Precision Target, NRA AP-1 (Trademarked as the “Bianchi Target”) (Paper or cardboard)

Fig. 2-Precision Target, NRA AP-2 (Paper), reduced.

4.2.1 NRA AP – 2 Target-The AP-2 Target is a reduction of the AP-1 Target and is used for firing the precision target events (25 yard, 25 meter, 35 yard, and 50 yard stages) where there is a maximum shooting distance of 50 feet. The target will be of the configuration and dimensions described in Fig. 2 (Refer to Sec. 14 for scoring procedures)

4.3 Falling Plate Target – The target will be a series of 8” diameter round targets, made from .375 (3/8) inch-thick steel. The target must be knocked down to score as a hit. (Refer to Sec. 14 for scoring procedure).

4.3.1 Alternate Falling Plate Target – The target will be an 8” diameter round target, made from 3/8 or 1/2 inch thick Elastimax or similar self-sealing plastic material. The target must be knocked down to score as a hit.

4.3.2 Alternate Falling Plate Target Rimfire – The target will be an 8” diameter round target, made from 1/4” thick steel. The target must be knocked down to score as a hit. See Section 14 for scoring procedure.

4.4 Speed Target – The target shall be made from .375 (3/8) inch-thick steel, painted white, and of the dimensions described in Fig. 3. (Refer to Sec. 14 for scoring procedures)

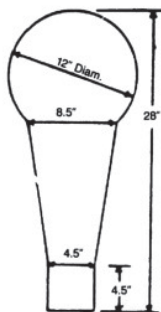


Fig. 3 – Speed Target.

4.5 Combat Target – The NRA B-18 Target is used for the combat event. The top edge of the scoring area begins at the upper

midpoint in the 6 ring and ends at the lower midpoint of the 6 ring at the bottom of the target. It is divided into 5 scoring zones, (hits outside the 6 ring are scored as misses). The 10 ring is formed by two vertical lines 5 cm long, 10 cm apart and joined at the top and bottom by semicircles with 5 cm radius. The 10 ring is therefore 10 cm wide and 15 cm high. The 9 through 6 rings are similarly shaped with their widths successively increased by 10 cm (5 cm on each side) and their heights by 15 cm (7.5 cm at the top and bottom). The center of the 10 ring must be 37.5 cm from the top of the target. The 10 ring is not numbered. See Fig. 4. The B-24 target is used for firing at 50 feet. (Refer to Sec. 14 for scoring procedures.)



Fig. 4 – B-18 Target.

5. POSITIONS

5.1 The Ground – All references to “the ground” in the following position Rules are to be construed as applying to surface of the firing point, floor, and such shooting platforms as are customarily used on shooting ranges.

5.2 Artificial Support – Artificial support is defined as follows:

- (a) Any supporting surfaces, except the ground, not specifically authorized for use in the rules for the position prescribed.
- (b) Any garment, including gloves, which can be interpreted as providing artificial support.
- (c) Other devices which can be interpreted as artificial support. (See Rule 3.18).

Use of artificial support is prohibited except as individually authorized for a physically handicapped shooter. (See Rule 5.5).

5.3 “Ready (Starting) Position” – “Poised Ready” designates a position in which the pistol is holstered and safe, and neither hand touches the pistol, holster, belt, spare magazine, or spare ammunition. If not specified in other sections of this Rule Book or in Tournament Program, the ready position shall be with competitor standing upright and hands held shoulder high. Other ready positions must be designated in the match description or program. Once the ready position is assumed, it may not be changed before the firing signal. Any such change, including the gradual motion of the hand toward the pistol (termed “creeping”) is considered a procedural error, and is to be penalized accordingly.

It is the responsibility of the competitor to assume the correct ready position”.

5.4 – 5.11 (Blank)

5.12 Firing Position – Generally, there shall be no restrictions placed upon the stance, position, or technique adopted by any competitor, unless a sponsor wishes to use a given position(s) and specifically states so in the tournament program. Simulation of a shooting situation for a course of fire is not considered to be such a restriction. When firing from the prone position, the competitor’s arms and pistol may be

supported by the ground, or by a cover placed upon the ground, but no rearrangement of the ground for support will be allowed. No portion of the shooter's body may rest upon or touch the ground in advance of the firing line.

6. RANGE STANDARDS

6.1 Firing Line-The range for pistol competitions shall have a firing line. The shooting distances shall be measured from the face of the competition target to the firing line (that point beyond which no part of the competitor's body may touch the ground). Such line will be clearly marked.

6.2 Firing Point – That part of the range provided for the competitor from which firing takes place. The firing points shall be so constructed that they do not obstruct or disturb the competitor's shooting or obstruct the activities of the Range Officers.

6.3 (Blank)

6.4 Distance-The shooting distances must be strictly adhered to. At Registered competitions outdoors the distances required are 7, 10, 15, 25, 35, and 50 yards or meters. Competition fired indoors requiring the AP-1 target will be fired at distances of 7, 10, and 15 yards. Indoor competition requiring the AP-2 target will be fired at distances of 25, 35, and 50 feet. (See Section 10.)

6.5 Illumination-Artificial Illumination of ranges is authorized.

6.6 (Blank)

6.6.1 Multiple Target Set – Up Procedure-Multiple set-ups for allowing more than one competitor at a time to fire a match must, if the range exceeds twenty-seven and one-half yards, have each competitor's target or target group distinguished by a unique number clearly visible from the firing line.

6.7-6.8.1 (Blank)

6.8.2 Target Equipment – Any target system is permitted so long as it guarantees the:

- (a) Necessary degree of safety and the accurate and rapid scoring of the shot-holes on the competition targets.
- (b) In case of automatic target carriers or changers being used, the competitor may control the changing of his own targets, or the competitor may leave this to the scorer.

6.9 – 6.11 (Blank)

6.12 Spectator Area – There may be space provided for the spectators. The spectator area must be separated from the competitors and officials by a suitable barrier.

7. COURSES OF FIRE

7.1 Los Alamitos Pistol Match – This match is divided into five stages for a total of 42 shots fired at 7, 10, and 25 yards:

- (a) 7 yards – 2 1/2 seconds for each of three strings 2 shots per string, on one each of three targets per string.

- (b) 7 yards – 5 seconds 6 shots, 2 shots at each of 3 targets.
- (c) 7 yards – 6 seconds, 6 shots, 2 shots at each of three targets using strong hand only.
- (d) 10 yards – 18 seconds, 12 shots, 2 shots at each of three targets-reload-2 shots on same three targets using weak hand only.
- (e) 25 yards – 2 x 10 second strings, 2 x 6 shots, 2 shots at each of three targets from right side of barricade- reload and on signal repeat procedure from left side of barricade.

7.2 The Flying “M” – This course is a person against person:

- (a) Targets will be placed at 7, 10, and 15 yards, the 7 yard target will be a metal plate. 4 strings with a minimum of 3 shots per string. 2 strings to the right and 2 strings to the left. No time limit 7 yard target will stop the time.

7.3 The Moving Target Event – This event will be shot in three stages, 24 shots:

- (a) 7 yards – 12 shots, 2 strings of 6 shots as target moves right to left, 50 feet in 5 seconds.
- (b) 15 yards – 6 shots, 2 strings of 3 shots as target moves right to left, 50 feet in 5 seconds.
- (c) 25 yards – 6 shots, 3 strings of 2 shots as target moves right to left, 50 feet in 5 seconds.

7.4 International Rapid Fire Modified – This course will be 30 shots at 25 meters. The course is subdivided into 6 strings of 5 shots each, two in 8 seconds, two in 6 seconds, and two in 4 seconds.

7.5 Advanced Military Pistol Match – This match is divided into 6 stages:

- (a) 50 yards – 5 shots NRA fifty yard slow fire target (pistol). Time Limit: 30 seconds.
- (b) 50 yards – 5 shots 15 seconds.
- (c) 25 yards – 10 shots, 10 strings, 1 shot per 2 1/2 second string.
- (d) 10 yards – 10 shots, 5 shots at one target reload, and 5 more shots at same target.
- (e) 10 yards – 12 shots, 2 strings of 6 shots, 2 shots on each of 3 targets, then repeat 4 seconds per string.
- (f) 10 yards-8 shots, 8 strings of one shot each, on one target, one and one half seconds per string.

7.6 Practical Event – Competitors must fire the 10 – yard line segments in the standing position. Competitors may fire the 15, 25 and 50- yard segments in the prone position at their option. This event is divided into four stages. Each stage has three strings and 12 shots per stage. 48 shots:

- (a) 10 yards – one shot each target within three seconds, two shots each target within four seconds, and three shots each target eight seconds.
- (b) 15 yards – one shot each target within four seconds, two shots each within 5 seconds, and three shots each target within six seconds.

- (c) 25 yards – one shot each target five seconds, two shots each target six seconds, and three shots each target seven seconds.
- (d) 50 yards – one shot each target seven seconds, two shots each target ten seconds, and three shots each target fifteen seconds.

7.7 Barricade Event-All competitors must fire all stages in the standing position. All competitors may use the barricade for support. No portion of the firearm may rest against the Barricade for Open Modified, Metallic or Production Firearms Divisions. This event will be divided into four stages, two strings per stage, 6 shots per string, 48 shots; all shots will be fired from behind a barricade:

- (a) 10 yards – 6 shots in 5 seconds, 2 strings.
- (b) 15 yards – 6 shots in 6 seconds, 2 strings.
- (c) 25 yards – 6 shots in 7 seconds, 2 strings.
- (d) 35 yards – 6 shots in 8 seconds, 2 strings.

7.8 Moving Target Event (Modified)-Competitors must fire all stages in the standing position. This event will be divided into four stages of 12 shots each, target will travel 60 feet in six seconds. 48 shots:

- (a) 10 yards – 6 shots in 6 seconds, 2 strings.
- (b) 15 yards – 6 shots in 6 seconds, 2 strings.
- (c) 20 yards – 3 shots in 6 seconds, 4 strings.
- (d) 25 yards – 3 shots in 6 seconds, 4 strings.

7.9 Olin “Oli” C. Barjenbruch Falling Plate Event – Competitors must fire the 10-yard line segment in the standing position. Competitors may fire the 15, 20 and 25-yard line segments in the prone position at their option. This event will be divided into four stages; each stage will have two strings, 6 shot per string. 48 shots; targets will be 8” round metal plates:

- (a) 10 yards – 6 shots in 6 seconds, 2 strings.
- (b) 15 yards – 6 shots in 7 seconds, 2 strings.
- (c) 20 yards – 6 shots in 8 seconds, 2 strings.
- (d) 25 yards – 6 shots in 9 seconds, 2 strings.

7.10 Tyro Course – This course will be divided into three stages: all firing will be at 10 yards, 24 shots 3 targets at each stage:

- (a) 3 strings of 2 shots in 5 seconds each target.
- (b) 6 shots in 8 seconds 2 shots on each target.
- (c) 6 shots reload 6 shots, 20 seconds 4 shots each target.

7.11 Speed Event – This event will be “person-against-person” competition, utilizing Speed Plate (steel) targets (See Rule 4.4), with firing done at 10 yards:

- (a) There will be a stationary timer stop-plate and four (4) knockdown plates placed three (3) feet apart edge-to-edge. All five targets positioned in a fan to the left and right of two 3-foot square firing areas which are 6-feet apart edge-to-

edge. Targets may be placed at varying heights at sponsor's discretion.

- (b) Phase One – qualification: Competitor may fire a maximum of 6 shots at the targets, three times in left side and three times in right side portion. No time limit, stop plate stops the clock. Total of fastest five times out of six counted for competitor's score. Six fastest competitors continue to Phase two.
- (c) Phase two – finals: Same course as phase one, but repeated until one competitor wins 3 times, alternating between right and left sides each time. This constitutes one (1) bout. Each competitor shall complete one bout with every other competitor, with the competitor winning the most bouts being the winner.

7.12 Crawford Barricade Event – This event will be divided into four stages, two strings per stage, six shots per string. 48 shots; all shots will be fired from behind a barricade:

- (a) 10 yards – 6 shots in 8 seconds, 2 strings.
- (b) 15 yards – 6 shots in 9 seconds, 2 strings.
- (c) 25 yards – 6 shots in 10 seconds, 2 strings.
- (d) 35 yards – 6 shots in 11 seconds, 2 strings.

7.13 Combat Event – An aggregate of the following stages:

Stage I-7 Yards – 12 shots from the standing without support position. Eighteen seconds, time starts with loaded gun in holster and includes reloading for second 6 shot string.

Stage II-25 Yards – 6 shots kneeling, 6 shots standing left side from behind the barricade, 6 shots standing right side from behind the barricade. Sixty seconds, time starts with loaded gun in holster and includes reloading for subsequent 6 shot strings.

Stage III-50 Yards – 6 shots sitting, 6 shots prone, 6 shots standing left side from behind the barricade, and 6 shots standing right side from behind the barricade. Two minutes, time starts with loaded gun in holster and includes reloading for subsequent 6 shot strings

Stage IV-25 Yards – 6 shots standing without support. Ten seconds, time starts with loaded gun in holster.

NOTE: Indoor firing will be done at 25 feet for 25 yard stages and 50 feet for 50 yard stages.

7.14 Indoor Courses – Using the AP-1 and AP-2 targets, the following events/matches may be fired indoors in Sanctioned Competition:

- (a) Los Alamitos Pistol Match
- (b) International Rapid Fire Modified
- (c) Advanced Military Pistol Match
- (d) Practical Event
- (e) Barricade Event
- (f) Crawford Barricade Event

- (g) Combat Event (B24 target)
- (h) Unsupported Standard Match
- (i) Speedload Challenge Event
- (j) Tyro Course

(See Section 10).

7.15 Ambidextrous Match – This course will be divided into three stages, 48 shots; targets will be 8” round metal plates.

- (a) 10 yards – 6 shots, freestyle; 6 shots strong hand only unsupported; 6 shots weak hand only unsupported. Time Limit-6 seconds per string
- (b) 15 yards – Same as 10 yard stage, but time limit 7 seconds per string
- (c) 20 yards – Two 6 shot strings, freestyle; 8 seconds per string.

7.16 Unsupported Standard Match – This course will be divided into four stages, two strings per stage, six shots per string. Three D-1 targets.

- (a) 10 yards – 6 shots strong hand only, unsupported, 6 shots weak hand only, unsupported. 6 seconds time limit per string.
- (b) 15 yards – Same as 10 yard stage, 7 seconds per string.
- (c) 20 yards – Same as 10 yard stage, 8 seconds per string.
- (d) 25 yards – Same as 10 yard stage, 9 seconds per string.

7.17 The Speedload Challenge Event-This course will be divided into four stages, two strings per stage with a reload, six shots per string. Three AP-1 targets.

- (a) 10 yards- 6 shots freestyle, reload, 6 shots weak hand only. 14 seconds total time.
- (b) 15 yards- 6 shots freestyle, reload, 6 shots strong hand only. 16 seconds total time.
- (c) 25 yards- 6 shots freestyle, reload, 6 shots freestyle. 18 seconds total time.
- (d) 50 yards- 6 shots freestyle, reload, 6 shots freestyle. 23 seconds total time.

7.18 Texas Moving Target Event – NRA AP-1 Target. Course of Fire: The target will move from behind a barricade, travel 60 feet in 6 seconds, and then disappear behind another barricade. There will be a clearly marked, 3-foot square firing area at each stage. The firing square will be at the center of the 60-foot run of the target. The competitor must remain within the firing square for the complete firing sequence. The starting position will be with the handgun holstered and both hands held shoulder high. There will be no audible signals. When the competitor is ready to fire both hands must be raised to the starting position. The appearance of the target from behind the barricade will be the signal to commence fire. There will be a mandatory reload after each 6-rounds fired. A competitor has 5 minutes to complete firing this course, starting from entry into the first shooting box until the start of the last string of fire.

10 yards: At the signal to commence fire, the competitor fires 6 rounds at the target, which moves from right to left. The target

will pause for 3 seconds and then move from left to right while the competitor fires 6 rounds at the target. The target will pause 3 seconds and then move from right to left while the competitor fires 6 rounds at the target. The target will pause for 3 seconds and then move from left to right while the competitor fires 6 rounds at the target.

15 yards: Same as the 10 Yard Stage.

Penalties: There will be a 10-point penalty for any premature start, for each procedural error, for any round that strikes either barricade, and for any round fired over the designated amount.

7.19 Barricade Event – Modified—This event will be divided into four stages, one string per stage, 12 shots per string, with one (1) mandatory reload per string after the initial 6 shots on the corresponding target on each side of the barricade, 48 shots; all shots will be fired from behind a barricade:

- (a) 10 yards – 6 shots on either side of the barricade to corresponding target, mandatory reload, 6 shots from opposite side to corresponding target, in 13 seconds, 1 string.
- (b) 15 yards – 6 shots on either side of barricade to corresponding target, mandatory reload, 6 shots from opposite side to corresponding target, in 15 seconds, 1 string.
- (c) 25 yards – 6 shots on either side of barricade to corresponding target, mandatory reload, 6 shots from opposite side to corresponding target, in 17 seconds, 1 string.
- (d) 35 yards – 6 shots on either side of barricade to corresponding target, mandatory reload, 6 shots from opposite side to corresponding target, in 19 seconds, 1 string.

7.20 Short Course—The following events may be fired in Approved but not Registered Tournaments:

- (a) Practical Short Course Event
- (b) Barricade Short Course Event
- (c) Moving Target Short Course Event
- (d) Falling Plate Short Course Event.

NOTE: The Short Course is not eligible for national Records or classification purposes.

8. TIME LIMITS (BLANK)

9. COMPETITION REGULATIONS

9.1 Changing Equipment – The same equipment, including firearm, optical or electrical sights, holster, and ammunition will be used to fire all matches in the same tournament. Magazines used must be the same capacity, dimension, and design in all stages of all matches in the same tournament. Should a handgun become unserviceable, it may be exchanged for another of similar make, model, barrel length, and caliber and with similar make and model of optical or electronic sights as on the original, with the approval of the Match Director. The same restrictions on exchanges will apply to holsters and ammunition. If the substitution is approved, the competitor will accept the score fired up to the point of breakage; no refires will be made.

9.2 – 9.4 (Blank)

9.5 Disabled Handgun – Any handgun which cannot be safely aimed or fired, or has suffered the loss of a sight or damage to the sights rendering it impossible to properly aim at target or cannot be fired because of mechanical failure. There must be evidence of physical damage to sights; the fact that sights are improperly adjusted does not constitute disablement. Optical sight failure will not be accepted as an excuse for a refire. A handgun once declared disabled shall not again be used for competitive firing until the defect has been corrected and until the handgun has been ruled as safe by the Jury/Referee. (See Rule 9.1 for procedure.)

9.6 – 9.7 (Blank)

9.8 Equipment Inspection – Novice competitors must submit to mandatory equipment and match procedure check by the hosting club. It is the responsibility of the Match Director to carry out this requirement. (Refer to Section 3 for definitions of authorized equipment.)

9.9 Weighing Triggers-Triggers may be weighed with official NRA trigger test weights at the discretion of the Match Director, Official Referee, Jury or Supervisor. Triggers of pistols used in establishing National Records shall be weighed by a tournament official immediately after the firing of such record score and must meet the specifications of Section 3 for the pistol prescribed by the tournament program. Failure of the trigger to meet the trigger pull requirements shall disqualify the competitor in matches previously fired. The rod or hook of test weight shall rest on lowest point of the curve in curved triggers, and approximately midpoint on straight triggers.

While trigger pull is being weighed, the pistol shall be held with the barrel perpendicular to the horizontal surface on which test weight is supported. The rod or hook of test weight shall rest on lowest point of the curve in curved triggers, or on a point approximately one quarter of an inch from lower end of straight triggers. To pass the weight test, a weight of the correct number of pounds shall be lifted by the pistol trigger while in the cocked position and while all safety devices are in firing position from the horizontal surface on which it is resting, until the weight hangs free and without releasing the trigger. Magazine must be removed, and pistols unloaded while trigger is being weighed. Pistols equipped with a device to prevent firing while magazine is out must be closely inspected to see that no cartridges are in a magazine or chamber. Magazine will then be inserted, and trigger pull weighed.

Competitors will be permitted to adjust triggers which have failed to pass the weight test provided they do not occasion any delay. Failure of trigger to pass the weight test is the competitor's responsibility.

9.10 Coaching Prohibited in Individual Matches – Coaching is prohibited in all individual matches of an NRA Approved or Registered Tournament.

9.11 Matches Not Complete – When a match or stage is not completed by all competitors in accordance with the tournament schedule, the match or stage may be rescheduled or canceled. Any match or stage which has been completed by all competitors will not be refired. Only scores of a match or stage which has been completed will be included in an aggregate event or for National record purposes, and a match or stage is not completed unless all competitors have fired.

9.12 (Blank)

9.13 Interference – With the exception of competitors actually firing and such range personnel, the firing points and line will be kept clear at all times. Loud or disturbing noise or talk is not permitted near

the shooting stations. Range officials, jury members, team officials, and competitors shall limit their conversation to official business when they are near the competitors. The Range Officer shall also ensure that the noise of the spectators is kept at a minimum level.

9.14 Refiring – No refires will be allowed for defective guns or ammunition or for other malfunction of the shooter’s equipment. A competitor may clear jams or malfunctions and replace the necessary cartridge(s) that have misfired or have been dropped, provided all safety requirements are met. Completing a string of fire in this manner will not constitute a refire. No additional time will be allowed.

- (a) When the firing of a string is interrupted by some occurrence which renders it impossible for one or more competitors to complete the string under the conditions of the match, the Chief Range Officer will proceed as follows: Without being permitted to examine their targets, competitors in the relay who have been so prevented from completing their strings will be asked if they wish to refire or to accept their score as fired. Targets will then be scored in the usual manner for all competitors except those who have elected to refire. Without being scored, the targets of such competitors who have elected to refire will be pasted or new targets substituted, and a complete string will be fired and scored. Reasons authorizing this procedure are:
 - (1) failure to allow full time, (2) failure of targets to operate properly or uniformly for the entire string, (3) failure of paper target to remain in position on frame, (4) damage to target rendering impossible proper aiming or scoring, (5) the appearance of some object in line of fire constituting a hazard, (6) some accident involving a Range Officer or competitor on the firing line, (7) if due to faulty target operation or error in timing, one or more competitors are allowed more time to complete the string than provided by conditions of the match. The Chief Range Officer will immediately order all such targets required pasted, or new targets installed. The fired targets will not be scored. A complete new string will then be fired by the competitors who were allowed extra time. If in the same relay some targets operate properly in accordance with the legal time limit, such targets will be scored in the usual manner and competitors firing on those targets will not be required or permitted to refire.
- (b) In the case of some accident involving a competitor on the firing line, such as being hit by lead or powder residue, that competitor must stop firing immediately. Any shots fired will be counted. The entire stage in which the incident occurred must be refired on the same target. The highest scoring shots, which constitute the complete string, will determine the competitor’s score for that stage.

9.15 Standard Safety Rules Shall be Strictly Enforced – Hosting organizations will be expected to devise and enforce safety rules to cover unusual situations. Any safety rules devised for a match shall be clearly explained to all competitors, along with any penalty, before the match begins. These rules shall also appear in the match descriptions as printed in the program.

9.16 Unsafe and Incompetent Gun Handling – Unsafe and incompetent gun handling during a course of fire will result in immediate disqualification. The match official may stop the competitor during a string of fire.

9.17 Safety Violations – An accumulation of two safety violations in a tournament requires an automatic disqualification. Safety violations will include, but not necessarily be limited to, the following:

- (a) Pointing an unloaded handgun up range.
- (b) Dropping of an unloaded handgun.
- (c) Leaving the firing area with a loaded handgun.
- (d) Moving on a course of fire in breach of Regulation.
- (e) Picking up a dropped handgun, except under the direction of a Tournament Official.
- (f) Any accidental discharge. This does not include rounds fired overtime but does include discharges while loading or clearing a handgun.

9.17.1 Disqualification Violations – The commission of a disqualification violation in any match requires automatic disqualification. Disqualification violations will include, but not necessarily be limited to, the following:

- (a) Pointing a loaded pistol up range.
- (b) Dropping of a loaded pistol.
- (c) Any shot in the holster, or into the ground less than six feet down-range from the firing line, into the air, or which strikes a wall or ceiling.
- (d) The consumption of alcohol or drugs while competing in a match.

9.17.2 Disqualified from Entire Tournament – A competitor disqualified under Rules 9.17 and 9.17.1 shall be disqualified from that entire tournament, and not merely from the sub match or stage in which the violation occurred. He/she shall be considered as having completed that tournament but shall be placed at the bottom of the list of finishing competitors for purposes of ranking.

9.18 Electric Timing Device – Officials may not override the reading of an electric timing device. If such a device becomes manifestly unreliable in the opinion of the Match Director, its use shall cease at that point. If this occurs, the match shall be continued using back-up timing, but the scores or positions obtained prior to withdrawal of the timer shall stand.

9.19 Detachable Shoulder Stocks – Detachable shoulder stocks are not permitted.

9.20 – 9.22 (Blank)

9.23 Aliases – No competitor may fire under an assumed name nor substitute for another in a match; register, enter or fire in the name of another.

9.24 Score and Classification Falsification – No competitor will falsify his/her score, or classification, nor that of any other competitor, nor be an accessory thereto.

9.25 Cross Fire and Excessive Hits – No competitor will deliberately fire on the wrong target nor fire more than the required number of shots, including hits on some other competitor's targets and misses. (See Rules 14.7 and 14.10.)

9.26 Bribery – No person will offer a bribe of any kind to any of the range or statistical personnel or others nor be an accessory thereto.

9.27 Disorderly Conduct – Disorderly conduct or intoxication is not permitted on the range and anyone guilty of same will be expelled from the range.

9.27.1 Willful Destruction of Range Equipment – No competitor shall cause any range equipment to become damaged through a deliberate act, and anyone guilty of same will be expelled without a warning from the range. Expelled competitors will be disqualified from the competition with no return of entry fees.

9.28 Refusal to Obey – No person will refuse to obey instructions of the Match Director, Official Referee, Jury, Supervisor, Range Officer or any other officer of the tournament, if instructions are given in the proper conduct of the office.

9.29 Evasion of Rules – No competitor will evade or attempt to evade or be an accessory to the evasion of any of the conditions of a match as prescribed in the program or in these Rules. Refusal of a competitor or tournament official to give testimony regarding facts known to him/her concerning violations or attempted violations of these Rules will constitute being an accessory to the violation or attempted violations.

9.30 Disqualifications – The Match Director, Official Referee, Jury, or Supervisor upon proper presentation of evidence may disqualify any competitor or order the expulsion from the range for violations of rules or for other conduct considered discreditable or unsafe. In the event of a disagreement between Match Officials, the Official Referee or Jury shall prevail at the match with recourse only to the Protest Committee.

9.31 Suspension – For violations of these Rules deemed so to justify, any competitor may be suspended and or expelled from the National Rifle Association upon presentation of evidence and conduct of a hearing as prescribed in the Bylaws.

10. RANGE COMMANDS, CONTROL AND OPERATIONS

10.1 Discipline – The safety of competitors, range personnel and spectators require continuous attention by all to the careful handling of firearms and caution in moving about the range. Self-discipline is necessary on the part of all. Where such self-discipline is lacking it is the duty of the range personnel to enforce discipline and the duty of competitors to assist in such enforcement. Under no circumstances shall firing commence or continue on a range where an unsafe condition exists.

10.1.2 (Blank)

10.1.3 Loaded Pistols – Pistols will not be loaded except as directed by Tournament Officials. “Loaded” indicates a firearm with a cartridge in the cylinder or chamber or with a magazine in place.

10.1.4 Cease Firing – Is the command given at the end of the time limit for each string, or stage, or at any other time all firing is to cease. Firing must cease immediately. Even if a competitor is about to let off a carefully aimed shot the competitor must not fire and open the action of the gun. Failure to immediately obey this command is one of the worst infractions of range discipline. “Cease firing” may be signaled verbally, by a short sharp blast on a whistle, or by moving the targets out of view. When the command to cease firing is given at the end of

a string or stage the command is “CEASE FIRING-UNLOAD AND SHOW CLEAR.” On this command all RANGE Officers check their competitors to make sure each one obeys the command before signaling the person giving the commands that their portion of the firing line is clear. When all RANGE Officers have given the signal that the range is safe, the necessary commands to move from the line or to score and properly handle targets are given.

10.1.5 – 10.1.7 (Blank)

10.1.8 Pistol Muzzle Direction – During loading and unloading and during remedial action in the event of a malfunction, the muzzle of the pistol must be directed downrange.

10.1.9 Pistol Malfunction Procedure – In the event a pistol cannot be unloaded due to a broken or failed mechanism; the competitor will notify a Tournament Official who will take such action as he/she thinks best and safest. In no case will a competitor leave the firing area with a loaded pistol in his possession.

10.1.10 Handling Handguns – During a match, competitors not firing will refrain from handling their pistols except in designated areas. The normal condition of pistols not actually engaged is holstered and unloaded, with hammer fully down and, for auto pistols, with magazine removed.

10.1.11 Safe Handgun Condition – A competitor must begin each string of fire with his/her handgun in a safe condition, specified as:

- (a) Single-action revolvers must have the hammer fully down on an empty chamber, unless equipped with a transfer bar.
- (b) Double-action revolvers must have the hammer fully down, and not in the halfcocked position.
- (c) Auto pistols must have the hammer fully down or fully cocked with the thumb safety on safe, never halfcocked. Double-action autos may not be fully cocked if their safety mechanism drops the hammer when actuated.

10.1.12 Position of Handguns When Moving Between Firing Positions – On courses requiring the competitor to move between firing positions, handguns must be in a safe condition during movement. Fingers must be outside the trigger guard. The handgun shall always be pointed downrange.

10.1.13 Clearing of Stoppages and Reloading – For the purpose of safety, when firing stages which require that firing be done with the strong hand only or weak hand only, clearing of stoppages and reloading the handgun may be done freestyle without penalty to score. However, care should be taken to handle the handgun safely when clearing or reloading.

10.1.14 Dropped Handgun – A competitor may not pick up a dropped handgun except under the direction of a Tournament Official.

10.2 Loud Language – Loud or abusive language will not be permitted.

10.3 Delaying a Match – No competitor may delay the start of a match through tardiness in reporting or undue delay in preparing to fire. (See Rule 18.7.)

10.4 Policing Range – It is the duty of competitors to police the firing points when directed by the Range Officer.

10.5 Competitors Will Score – Competitors will act as scorers when requested to do so by the Match Director or Chief Range Officer, except that no competitor will score his/her own target.

10.6 Repeating Commands – A Range Officer will repeat the Chief Range Officer’s commands only when those commands cannot be clearly heard by competitors under his/her supervision.

10.7 Firing Line Procedures and Commands – When the competitor takes position at the firing line, the Range Officer gives the command “Load and Make Ready”, upon which the competitor loads his/her firearm and prepares his/her equipment for the match. When ready to start the firing of the match, the Range Officer commands, “Ready”. On affirmative indication by the competitor, usually signaled by placing the hands in the position required, the Range Officer says, “Stand By”; then the official renders the “Fire” command via audio, visual, or other means as called for in the stage outline. Upon completion of firing, the Range Officer commands, “Cease Firing – Unload and Show Clear”, and follows the procedures outlined in rule 10.1.4.

10.7.1 Match Equipment Failure Procedure – At any time, should the match equipment fail, thus not giving the competitor a fair opportunity to obtain his/her due score, and then the competitor shall be given the opportunity to re-fire that string in which the equipment failed. If a back-up time is available, the competitor, before being notified of his/her score or back-up time shall be given the option of either accepting his/her current score with the back-up time or re-running the string.

10.7.2 Failure of Match Equipment or Administration – In the case of failure of match equipment or administration, the competitor may choose to re-fire the stage, but he/she must not be allowed to check his score before making his/her decision. The match officials are responsible for carrying out this procedure.

10.7.3 Improper Range Commands – If the Range Officer’s commands and/or actions have been made incorrectly, or if there has been a misunderstanding so that the competitor is not ready to fire when the command or signal to fire is given or when the targets appear, he/she may elect not to fire and immediately after the series report the matter to the Range Officer or Jury member.

- (a) If the claim is considered justified, the competitor will be allowed to fire the series.
- (b) If the claim is considered not justified, the competitor may not fire the series and will receive a “Did not finish” designation as his score.
- (c) If the competitor has fired the first shot in the series, a protest of this nature will not be accepted as justified.

10.8 – 10.14 (Blank)

10.15 Specific Rules for Conduct of the Barricade Event – Modified

Target: NRA AP-1 target

Rounds: 48

Range: 10, 15, 25, and 35 yards

Procedure:

At each stage there will be a 6 foot high, 2 foot wide barricade. They will be placed in a line, one directly behind another. Each

barricade will have a clearly marked 2-foot wide by 3-foot long firing area on the up-range side. The competitor must be within the firing area at the “COMMENCE FIRE” signal and no portion of the competitor’s body or equipment may touch outside the firing area until the competitor has finished firing the designated rounds. The barricade will be considered to be within the firing area and may be used as support. There will be 2 targets downrange. One will be placed 3 feet to the left of the centerline and one 3 feet to the right (6 feet apart, edge-to-edge). The Starting position will be with the handgun holstered and the palms of both hands on the face of the Barricade. The starting signal will be an audible type (whistle, horn, etc.) or turning targets may be used, preceded by the verbal commands “READY” and “STANDBY.”

STAGE I: 10 yards

At the signal to commence fire, competitor fires 6 rounds at either target from the matching side of the barricade; performs a mandatory reload and fires 6 rounds at the remaining target from the matching side of the barricade; time limit is 13 seconds.

STAGE II: 15 yards

At the signal to commence fire, competitor fires 6 rounds at either target from the matching side of the barricade; performs a mandatory reload and fires 6 rounds at the remaining target from the matching side of the barricade; time limit is 15 seconds.

STAGE III: 25 yards

At the signal to commence fire, competitor fires 6 rounds at either target from the matching side of the barricade; performs a mandatory reload and fires 6 rounds at the remaining target from the matching side of the barricade; time limit is 17 seconds.

STAGE IV: 35 yards

At the signal to commence fire, competitor fires 6 rounds at either target from the matching side of the barricade; performs mandatory reload and fires 6 rounds at the remaining target from the matching side of the barricade; time limit is 19 seconds.

Penalties:

A penalty of 10 points will be charged for a premature start, for each procedural error, for each round fired over the designated number, and for each round fired overtime. No score will be recorded if a mandatory reload is not performed.

NOTE: To fire this event indoors the 25-yard stage is fired at 25 feet on the AP-2 target and the 35-yard stage is fired at 35 feet on the AP-2 target.

No portion of the firearm may rest against the Barricade for Open Modified, Metallic, or Production Firearms Divisions.

10.16 Texas Moving Target Event-NRA AP-1 Target. Course of Fire: The target will move from behind a barricade, travel 60 feet in 6 seconds, and then disappear behind another barricade. There will be a clearly marked, 3-foot square firing area at each stage. The firing square will be at the center of the 60-foot run of the target. The competitor must remain within the firing square for the complete firing sequence. The starting position will be with the handgun holstered and both hands held shoulder high. There will be no audible signals. When the competitor is ready to fire both hands must be raised to the starting position. The appearance of the target from behind the barricade will be the signal to commence fire. There will be a mandatory reload after each 6-rounds

fired. A competitor has 5 minutes to complete firing this course, starting from entry into the first shooting box until the start of the last string of fire.

STAGE I: 10 yards

At the signal to commence fire, the competitor fires 6 rounds at the target, which moves from right to left. The target will pause for 3 seconds and then move from left to right while the competitor fires 6 rounds at the target. The target will pause 3 seconds and then move from right to left while the competitor fires 6 rounds at the target. The target will pause for 3 seconds and then move from left to right while the competitor fires 6 rounds at the target.

STAGE II: 15 yards

Same as the 10 Yard Stage.

Penalties: There will be a 10-point penalty for any premature start, for each procedural error, for any round that strikes either barricade, and for any round fired over the designated amount.

10.17 Specific Rules for the Conduct of the Los Alamitos Pistol Match –

Type: Score: Possible 420 points and 42 X's.

Targets: NRA AP-1. Three targets spaced not more than one foot apart edge-to-edge.

Rounds: 42

Range: 7, 10, and 25 yards.

Procedure:

STAGE I: 7 yards

Time: 2 1/2 seconds for each of three strings.

Rounds: 2 each string.

Competitor stands facing 3 targets and upon signal to fire, draws and fires 2 rounds at the center target. Upon second signal to fire, draws and fires 2 rounds at the right target. On third signal to fire, draws and fires 2 rounds at the left target.

STAGE II: 7 yards

Time: 5 seconds. Rounds: 6.

Competitor stands facing 3 targets and upon signal to fire, draws and fires 2 rounds at each target.

STAGE III: 7 yards

Time: 6 seconds. Rounds: 6.

Competitor stands facing 3 targets and upon signal to fire, draws and fires 2 rounds at each target using strong hand only.

STAGE IV: 10 yards

Time: 18 seconds. Rounds: 12.

Competitor stands facing three targets and upon signal to fire, draws and fires 2 rounds at each target-reloads-transfers pistol to weak hand and fires 2 rounds at each target using weak hand only.

STAGE V: 25 yards

Time: 10 seconds for each of two strings.

Rounds: 6 each string – for a total of 12.

Competitor stands concealed behind a barricade and upon signal to fire, draws and fires 2 rounds at each of three targets from right side of barricade. Competitor then reloads and upon second signal to fire, repeats procedure, except that firing is done from left side of barricade. Barricade will be 6 feet high, 2 feet wide and have a firing area two feet wide and three feet long. The 2x3 firing area will be marked and the competitor may not support any weight outside the area, except that, this being a standard match from another source, the rules allow the competitor to use the barricade as a support.

Penalties:

A penalty of 10 points will be charged for a premature start, for each procedural error, for each round fired over the designated number, and for each round fired overtime.

NOTE: To fire this match indoors STAGE V is fired at 25 feet using AP-2 target.

10.18 Specific Rules for Conduct of the Flying M” Match –

Type: Timed-Man-against-Man.

Targets: NRA AP-1 Targets and 8” round impacts.

NOTES:

Range: 7, 10, and 15 yards.

1. Barricade should be six feet high.
2. Can rests shall be three feet high.
3. All dimensions to center of targets.
4. Left side of range is symmetrical.

Procedure:

Qualifications:

Competitor starts with at least one foot touching the center marker of the sixteen-foot barricade. At the signal to commence, the competitor moves toward the end of the barricade. The competitor must remove a can from a rest three feet above the ground with the drawing hand before touching the pistol. After removing the can the competitor turns down range and places at least one hit on 3 targets, two silhouettes and 1 round impact. The silhouettes are placed at 10 and 15 yards and the round impact at 7 yards. The silhouettes may be hit in any sequence but the round impact target must be the last one hit. Competitor must hit the impact target to stop the timer. If competitor fails to hit the impact target on any string, the string must be repeated and a 5-second penalty added to the time. A 5 second penalty will also be charged for each of the silhouettes not hit on each string, for a premature start, and for touching the handgun before removing the can from the rest. Each competitor will run the course 4 times, twice to the right and twice to the left. Total time for the 4 runs, plus any penalties, will be the competitor’s qualifying time.

10.19 Specific Rules for Conduct of the Moving Target Match –

Type: Scored: Possible is 240 points and 24 X’s.

Targets: NRA AP-1 targets (moves 50 ft. right to left).

Rounds: 6 each scoring-for a total of 12

Range: 7, 15, and 25 yards.

Time: 5 seconds for each run of the target.

Procedure:

STAGE I:

Fired from 7 yards Competitor stands in a 3-foot square box at the center of the range. The signal to commence fire will be the appearance of the target from behind the right barricade. The competitor fires 6 rounds at the target as it moves the 50 feet between the barricades. The competitor then repeats for a total of 12 rounds.

STAGE II:

Fired from 15 yards Same procedure as stage one except that 3 rounds are fired on each of 2 runs of the target.

STAGE III:

Fired from 25 yards same procedure as stage one except that 2 rounds are fired on each of 3 runs of the target.

Penalties:

A penalty of 10 points and X will be charged for a premature start, and for each round fired over the designated number on any run of the target. A penalty of 20 points and 2 X's will be charged for hitting a barricade.

10.20 Specific Rules for Conduct of the International Rapid Fire Match-

Type: Scored: Possible 300 points.

Targets: 5 International Rapid Fire or NRA AP-1 targets.

Rounds: 30 (10 per stage).

Range: 25 meters (82 feet).

Procedure:

STAGE I:

The competitor stands at a firing line. Twenty-five meters downrange, there will be 5 targets. The targets will be placed directly in front of the competitor, 6 feet high, and one width a part (edge-to-edge).

The signal to commence fire will be an audible type (whistle, horn, etc.) unless turning targets are used. Upon the signal to commence fire, the competitor fires one round at each of the 5 targets. Time allowed will be 8 seconds. The competitor then repeats the procedure for a total of 10 rounds.

STAGE II:

The procedure will be the same as Stage I except that the time allowed will be 6 seconds.

STAGE III:

The procedure will be the same as Stage I except that the time allowed will be 4 seconds.

Penalties:

A penalty of 10 points will be charged for a premature start, for each procedural error, for each round fired over the designated number, and for each round fired overtime.

NOTE: To fire this match indoors all stages are fired at 25 feet using the AP-2 target.

10.21 Specific Rules for Conduct of the Advanced Military Pistol Course –

Type: Scored: Possible 500 points; 45 X's (no X's to be scored on Stage I).

Targets: NRA AP-1 target and NRA 50 yd. pistol.

Rounds: 50

Range: 10, 25, and 50 yards.

Procedure:

STAGE I: 50 yards

Competitor fires 5 rounds at an NRA 50-yard slow fire pistol target from 50 yards. Hits inside the 8 ring (in the black) count 10. Hits outside the 8 ring but inside the 5 ring count 5. Hits outside the 5 ring are zero. Time limit: 30 seconds. No spotting. Possible 50 points (no X-count used).

STAGE II: 50 yards

Competitor fires 5 rounds at an NRA AP-1 target from 50 yards. Fifteen seconds time limit. Possible 50 points.

STAGE III: 25 yards

Competitor fires one round at an NRA AP-1 target from 25 yards. Competitor then repeats for a total of 10 rounds. The limit is 2 1/2 seconds for each round. Possible 100 points.

STAGE IV: 10 yards

Competitor fires 5 rounds at an NRA AP-1 target from 10 yards, reloads, and fires 5 more rounds at the same target. Fourteen seconds time limit. Possible 100 points.

STAGE V: 10 yards

Competitor fires 2 rounds at each of 3 NRA AP-1 targets placed 3 yards apart (edge-to-edge) from 10 yards. Competitor stands in front of the center target facing 90 degrees to the right or left and may not look at the targets until the commence fire signal is given. Upon signal to commence fire, the competitor must turn to face the targets, then draw and fire. Competitor then repeats for a total of 12 rounds. Four second time limit for each string. Possible 120 points.

STAGE VI: 10 yards

Competitor fires one round at an NRA AP-1 target from 10 yards. Competitor then repeats for a total of 8 rounds. Time limit 1 1/2 seconds for each round. Possible 80 points.

Penalties:

A penalty of 10 points will be charged for each premature start, for each procedural error, for each round fired over the designated number, and for each round fired overtime.

NOTE: To fire this match indoors Stage I is fired at an NRA 50-ft slow fire pistol target (B-2) from 50 feet, Stage II is fired at 50 feet using the AP-2 target, and Stage III is fired at 25 feet using the AP-2 target.

10.22 Specific Rules for Conduct of the Practical Event –

Targets: NRA AP-1 targets.

Rounds: 48

Range: 10, 15, 25 and 50 yards.

Procedure:

Competitor stands facing 2 targets downrange. Tops of targets will be approximately 6 feet above ground level and 3 feet apart, edge-to-edge. The starting position will be with the handgun holstered and both hands held shoulder high. The starting signal will be an audible type (whistle, horn, etc.) or turning targets may be used, preceded by the verbal commands “READY” and “STANDBY.”

STAGE I: 10 yards

At the signal to commence fire, competitor fires one round at each target within 3 seconds. At the second signal to commence fire, competitor fires 2 rounds at each target within 4 seconds. At the third signal to commence fire, competitor fires 3 rounds at each target with weak hand only within 8 seconds; competitor may use the strong hand to produce and exchange the handgun for this third segment, but all 6 rounds must be fired with the weak hand without support for the hand or arm of any kind.

STAGE II: 15 yards

At the signal to commence fire, competitor fires one round at each target within 4 seconds. At the second signal to commence fire, competitor fires 2 rounds at each target within 5 seconds. At the third signal to commence fire, competitor fires 3 rounds at each target within 6 seconds.

STAGE III: 25 yards

At the signal to commence fire, competitor fires one round at each target within 5 seconds. At the second signal to commence fire, competitor fires 2 rounds at each target within 6 seconds. At the third signal to commence fire, competitor fires 3 rounds at each target within 7 seconds.

STAGE IV: 50 yards

At the signal to commence fire, competitor fires one round at each target within 7 seconds. At the second signal to commence fire, competitor fires 2 rounds at each target within 10 seconds. At the third signal to commence fire, competitor fires 3 rounds at each target within 15 seconds.

Penalties:

A penalty of 10 points will be charged for a premature start, for each procedural error, for each round fired over the designated number, for each round fired overtime, and for each round fired while supporting the weak hand or arm during the third segment at the 10-yard stage.

NOTE: To fire this event indoors the 25 yard stage is fired on the AP-2 target at 25 feet and the 50 yard stage is fired at 50 feet using the AP-2 target.

10.23 Specific Rules for Conduct of the Barricade Event –

Targets: NRA AP-1 target.

Rounds: 48

Range: 10, 15, 25, and 35 yards.

Procedure:

At each stage there will be a 6 foot high, 2 foot wide barricade. They will be placed in a line, one directly behind another. Each barricade will have a clearly marked 2-foot wide by 3-foot long firing area on the up-range side. The competitor must be within the firing area at the “COMMENCE FIRE” signal and no portion of the competitor’s body or equipment may touch outside the firing area until the competitor has finished firing the designated rounds. The barricade will be considered to be within the firing area and may be used as support. There will be 2 targets downrange. One will be placed 3 feet to the left of the center line and one 3 feet to the right.(6 feet apart, edge-to-edge). The starting position will be with the handgun holstered and the palms of both hands on the face of the barricade. The starting signal will be an audible type (whistle, horn, etc.) or turning targets may be used, preceded by the verbal commands “READY” and “STANDBY.”

STAGE I: 10 yards

At the signal to commence fire, competitor fires 6 rounds at either target from the matching side of the barricade; time limit is 5 seconds. At the second signal to commence fire, competitor fires 6 rounds at the remaining target from the matching side of the barricade; time limit is also 5 seconds.

STAGE II: 15 yards

At the signal to commence fire, competitor fires 6 rounds at either target from the matching side of the barricade; time limit is 6 seconds. At the second signal to commence fire, competitor fires 6 rounds at the remaining target from the matching side of the barricade; time limit is also 6 seconds.

STAGE III: 25 yards

At the signal to commence fire, competitor fires 6 rounds at either target from the matching side of the barricade; time limit is 7 seconds. At the second signal to commence fire, competitor fires 6 rounds at the remaining target from the matching side of the barricade; time limit is also 7 seconds.

STAGE IV: 35 yards

At the signal to commence fire, competitor fires 6 rounds at either target from the matching side of the barricade; time limit is 8 seconds. At the second signal to commence fire, competitor fires 6 rounds at the remaining target from the matching side of the barricade; time limit is also 8 seconds.

Penalties:

A penalty of 10 points will be charged for a premature start, for each procedural error, for each round fired over the designated number, and for each round fired overtime.

NOTE: To fire this event indoors the 25 yard stage is fired at 25 feet on the AP-2 target and the 35 yard stage is fired at 35 feet on the AP-2 target. No portion of the firearm may rest against the Barricade for Open Modified, Metallic, or Production Firearms Divisions.

10.24 Specific Rules for Conduct of the Moving Target Event (Modified) –

Targets: NRA AP-1 target.

Rounds: 48

Range: 10, 15, 20, and 25 Yards.

Procedure:

The target will move from behind a barricade, travel 60 feet in 6 seconds, and then disappear behind another barricade. There will be a clearly marked, 3 foot square firing area at each stage. The firing square will be at the center of the 60-foot run of the target. The competitor must remain within the firing square for the complete firing sequence. The starting position will be with the handgun holstered and both hands held shoulder high.

There will be no audible signals. When the competitor is ready to fire both hands must be raised to the starting position. The appearance of the target from behind the barricade will be the signal to commence fire.

A competitor has 7 1/2 minutes to complete firing this course, starting from entry into the first shooting box until the start of the last string of fire. Time for changing targets shall not be counted against the competitor.

STAGE I: 10 yards

At the signal to commence fire, the competitor fires 6 rounds at the target, which moves from right to left. At the second signal to commence fire, the competitor fires 6 rounds at the target, which moves from left to right.

STAGE II: 15 yards

At the signal to commence fire, the competitor fires 6 rounds at the target, which moves from right to left. At the second signal to commence fire, the competitor fires 6 rounds at the target, which moves from left to right.

STAGE III: 20 yards

At the signal to commence fire, the competitor fires 3 rounds at the target, which moves from right to left. At the second signal to commence fire, the competitor fires 3 rounds at the target, which moves from left to right. The procedure is then repeated one time.

STAGE IV: 25 yards

At the signal to commence fire, the competitor fires 3 rounds at the target, which moves from right to left. At the second signal to commence fire, the competitor fires 3 rounds at the target, which moves from left to right. The procedure is then repeated one additional time.

Penalties:

There will be a 10-point penalty for any premature start, for each procedural error, any round that strikes either barricade, and for any round fired over the designated amount.

Lead:

Calculations based on an average bullet velocity of 800 f.p.s. indicate the following leads:

10 yds.= 4 1/2 inches
15 yds.= 6 3/4 inches
20 yds.= 9 inches
25 yds.= 11 1/4 inches

10.25 Specific Rules for Conduct of the Olin “Oli” Barjenbruch Falling Plate Event –

Targets: 8” Round Steel or Plastic Plates.

Rounds: 48

Range: 10, 15, 20, and 25 Yards.

Procedure:

There will be 6 target plates placed one foot apart, edge-to-edge. They will be 4 feet above ground level to the bottom edge. The starting position will be with handgun holstered and both hands held shoulder high. The starting signal will be an audible type (whistle, horn, etc.) preceded by the verbal commands “READY” and “STANDBY.”

STAGE I: 10 yards

At the signal to commence fire, the competitor will fire one round at each target. Target must be knocked down to score. Time limit will be 6 seconds. Competitor then repeats procedure.

STAGE II: 15 yards

At the signal to commence fire, the competitor will fire one round at each target. Target must be knocked down to score. Time limit will be 7 seconds. Competitor then repeats procedure.

STAGE III: 20 yards

At the signal to commence fire, the competitor will fire one round at each target. Target must be knocked down to score. Time limit will be 8 seconds. Competitor then repeats procedure.

STAGE IV: 25 yards

At the signal to commence fire, the competitor will fire one round at each target. Target must be knocked down to score. Time limit will be 9 seconds. Competitor then repeats procedure.

Penalties:

A penalty of 10 points will be charged for a premature start, for each procedural error, for each round fired over the designated number, and for each round fired overtime. (See Rule 14.3(h).)

All distances, times and other information are approximate. The foregoing should be considered as guidelines only and are subject to change by the Tournament Sponsor if necessary in the interests of safety, sportsmanship, or other consideration.

NOTE: In the National Championship, the time limit may be reduced by not more than 2 seconds per string per stage at the option of the Match Director.

10.26 Specific Rules for Conduct of the Tyro Course Match –

Targets: NRA AP-1.

Rounds: 24

Range: 10 Yards.

Procedure:

All firing done at 10 yards, on NRA AP-1 targets:

Three targets spaced 3 yards apart edge-to-edge.

STAGE I: 10 yards

6 Rounds.

Competitor draws and fires 2 rounds at center target in 5 seconds. On second signal, draws and fires 2 rounds at left target. On third signal, draws and fires 2 rounds at right target.

STAGE II: 10 yards

6 Rounds.

Competitor draws and fires 2 rounds at each target in 8 seconds.

STAGE III: 10 yards

12 Rounds.

Competitor draws and fires 2 rounds at each target, reloads, and fires 2 more at each target in 20 seconds.

Competitor must have 70% of possible score (168 out of 240), and pass safety observation by Officials, to progress to next level of competition.

Equipment must be inspected by Officials for safety requirement.

10.27 The Speed Event –

Targets: Speed Plates

Rounds: 12

Range: 10 yards

- (a) The competitors shall occupy separate, 3-foot square firing areas, which shall be six-feet apart edge-to-edge. A stationary-timer stop-plate shall be positioned ten (10) yards down range of each competitor. Four knock-down plates shall be spaced three (3) feet apart edge-to-edge. All five targets shall be positioned in a fan to the left of the left-side competitor, and to the right of the right-side competitor. The targets may be placed at varying heights at the discretion of the Tournament.

The starting position shall be with each competitor standing upright, the pistol holstered, and both hands held shoulder high. The starting signal shall be an audible electronic signal preceded by the verbal commands “READY” and “STANDBY.” A maximum of twenty (20) seconds will be utilized per firing sequence.

(b) Phase One-Qualification:

Each competitor may fire a maximum of six (6) shots at the targets, three times in the left-side position and three times in the right-side position. All targets except the stop-plate shall be knocked down to score. The total of the fastest five times out of six shall represent the competitor's score. The six fastest competitors from Phase One shall continue to Phase Two.

(c) Phase Two-The Speed Event Finals

- 1) Each competitor may fire a maximum of six (6) shots at the targets. All targets except the stop-plate shall be knocked down to score. The fastest time shall win the sequence. The procedure shall be repeated until one competitor wins three (3) times, alternating between right and left sides each time. This shall constitute one (1) bout.

Each competitor shall complete one (1) bout with every other competitor in a round robin. The competitor winning the most bouts shall be the winner. In the event of a tie, it shall be broken by a shoot-off.

(d) Penalties:

For any premature start, any shot fired over the designated amount, and for any plates still standing after the time is stopped:

- 1) Phase One:

A time of twenty (20) seconds shall be assigned for that sequence.

- 2) Phase Two:

The other competitor shall be declared the winner of that sequence.

10.28 The Crawford Barricade Event –

Targets: NRA AP-1

Rounds: 48

Range: 10, 15, 25, and 35 yards.

Procedure:

At each stage there will be a 6-foot-high, 2-foot-wide barricade. They will be placed in a line, one directly behind the other. Each barricade will have a 2-foot-wide 3-foot-long shooting box on the face side of the barricade. At the commence fire signal competitor must be standing in the shooting box with the palms of both hands centered on the face of the barricade directly in front of competitor's face, with handgun holstered. The barricade may be used as support, but competitor's feet may not touch outside the shooting box until the designated number of rounds has been fired. There will be 2 targets downrange. One will be 3 feet to the left of the center line and one 3 feet to the right. (6 feet apart, edge-to-edge). The starting signal may be of an audible type or turning targets may be used, preceded by the verbal commands "READY" and "STANDBY."

STAGE I: 10 yards

At the signal to commence fire, competitor fires 3 rounds at the right target, then fires 3 rounds at the left target from the matching sides of the barricade; time limit is 8 seconds. At the second signal to commence fire, competitor fires 3 rounds at the left target, then fires 3 rounds at the right target from the matching sides of the barricade; time limit is 8 seconds.

STAGE II: 15 yards

At the signal to commence fire, competitor fires 3 rounds at the right target, then fires 3 rounds at the left target from the matching sides of the barricade; time limit is 9 seconds. At the second signal to commence fire the competitor fires 3 rounds at the left target, then fires 3 rounds at the right target from the matching sides of the barricade; time limit is 9 seconds.

STAGE III: 25 yards

At the signal to commence fire, competitor fires 3 rounds at the right target, then fires 3 rounds at the left target from the matching sides of the barricade; time limit is 10 seconds. At the second signal to commence fire, competitor fires 3 rounds at the left target, then fires 3 rounds at the right target from the matching sides of the barricade; time limit is 10 seconds.

STAGE IV: 35 yards

At the signal to commence fire, competitor fires 3 rounds at the right target, then fires 3 rounds at the left target from the matching sides of the barricade; time limit is 11 seconds. At the second signal to commence fire, competitor fires 3 rounds at the left target, then fires 3 rounds at the right target from the matching sides of the barricade; time limit is 11 seconds.

Penalties:

A penalty of 10 points will be charged for a premature start, for each procedural error, for each round fired over the designated number, and for each round fired overtime.

NOTE: To fire this event indoors the 25 yard stage is fired at 25 feet on the AP-2 target and the 35 yard stage is fired at 35 feet on the AP-2 target.

No portion of the firearm may rest against the Barricade for Open Modified, Metallic, or Production Firearms Divisions.

10.29 Specific Rules for Conduct of the Combat Event –

Target: NRA B-18

Rounds: 60

Range: 7, 25, and 50 yards.

For each firing position there will be a barricade at 25 yards and at 50 yards. When firing left side from behind the barricade the firearm must be held in and operated with the left hand and competitor's feet must be to the right of the left edge of the barricade and when shooting right side from behind the barricade the firearm must be held in and operated with the right hand and competitor's feet must be to the left of the right edge of the barricade.

STAGE I – 7 Yards

At the signal to commence fire the competitor draws and fires 12 shots from the standing position without support in eighteen seconds. The time starts with a loaded gun in the holster and includes time required for reloading.

STAGE II – 25 Yards

At the signal to commence fire the competitor draws and fires 6 shots from the kneeling position, 6 shots standing left side from behind the barricade, and 6 shots standing right side from behind the barricade in sixty seconds. The time starts with a loaded gun in the holster and includes all time required for reloading.

STAGE III – 50 Yards

At the signal to commence fire the competitor draws and fires 6 shots from the sitting position, 6 shots from the prone position, 6 shots standing left side from behind the barricade, and 6 shots standing right side from behind the barricade in two minutes. The time starts with a loaded gun in the holster and includes all time required for reloading.

STAGE IV – 25 Yards

At the signal to commence fire the competitor draws and fires 6 shots standing in ten seconds. The time starts with a loaded gun in the holster. No barricade or other support is used; however, 2-hand hold is authorized.

Penalties:

There will be a 10-point penalty for any premature start, for any round fired overtime, for each round fired over the designated amount, and for each round fired in an improper position.

NOTE: To fire this event indoors the 25 yard stages are fired at 25 feet and the 50 yard stage is fired at 50 feet on the NRA B-24 target.

10.30 The Ambidextrous Match –

Targets: 8" Round Steel or Plastic Plates.

Rounds: 48

Range: 10, 15, and 20 yards.

Possible Score: 480-48X (Each plate knocked down will count as 10 points and 1X)

Procedure:

There will be 6 target plates placed one foot apart, edge-to-edge. They will be 4 feet above ground level to the bottom edge. The starting position will be with the handgun holstered and both hands held shoulder high. The starting signal will be an audible type (whistle, horn, etc.) preceded by the verbal commands "READY" and "STANDBY."

STAGE I: 10 yards

At the 1st signal to commence fire, the competitor will fire one round at each target, freestyle. At the 2nd signal to commence fire, the competitor will fire one round at each target with the strong hand only, unsupported. At the 3rd signal to commence fire, the competitor will fire one round at each target with the weak hand only, unsupported. Competitor may use the strong hand to produce and exchange the

handgun for this string, but all 6 shots must be fired with the weak hand without support for the hand and arm of any kind. The time limit will be 6 seconds per string. Target must be knocked down to score.

STAGE II: 15 yards

Same as 10 yard, but time limit will be 7 seconds per string.

STAGE III: 20 yards

At the 1st signal to commence fire, the competitor will fire one round at each target, freestyle. Time limit will be 8 seconds. Competitor then repeats procedure.

Penalties:

A penalty of 10 points will be charged for a premature start, for each procedural error, for each round fired over the designated number, and for each round fired overtime.

10.31 The Unsupported Standard Match –

Targets: NRA AP-1

Rounds: 48

Range: 10, 15, 20 and 25 yards.

Procedure:

Competitor stands facing 3 targets downrange. Tops of targets will be approximately 6 feet above ground level and 3 feet apart, edge-to-edge. The starting position will be with the handgun holstered and both hands held shoulder high. The starting signal will be an audible type (whistle, horn, etc.) or turning targets may be used, preceded by the verbal commands, “READY” and “STANDBY”.

STAGE I: 10 yards

At the signal to commence fire, competitor fires two rounds at each target with the strong hand only, unsupported, within 6 seconds. At the second signal to commence fire, competitor fires two rounds at each target with the weak hand only, unsupported, within 6 seconds; competitor may use the strong hand to produce and exchange the handgun, but all 6 rounds must be fired with the weak hand without support for the hand or arm of any kind.

STAGE II: 15 yards

Same as 10 yard, but time limit will be 7 seconds per string.

STAGE III: 20 yards

Same as 10 yard, but time limit will be 8 seconds per string.

STAGE IV: 25 yards

Same as 10 yard, but time limit will be 9 seconds per string.

Penalties:

A penalty of 10 points will be charged for a premature start, for each procedural error, for each round fired over the designated number, and for each round fired overtime.

NOTE: To fire this match indoors the 20 yard stage is fired at 20 feet and the 25 yard stage is fired at 25 feet on the AP-2 target.

10.32 The Speedload Challenge Event –

Targets: NRA AP-1

Rounds: 48

Range: 10, 15, 25, and 50 yards.

Procedure:

Competitor stands facing 3 targets downrange. Tops of targets will be approximately 6 feet above ground level and not more than one foot a part edge-to-edge. The starting position will be with the handgun holstered and both hands held shoulder high. The starting signal will be an audible type (whistle, horn, etc.) or turning targets may be used, preceded by the verbal commands, “READY” AND “STANDBY”.

STAGE I: 10 yards

At the signal to commence fire, the competitor draws and fires 2 rounds at each target freestyle- reloads – transfers pistol to weak hand and fires 2 rounds at each target using the weak hand only. Total time is 14 seconds.

STAGE II: 15 yards

At the signal to commence fire, the competitor draws and fires 2 rounds at each target freestyle- reloads – and fires 2 rounds at each target using the strong hand only. Total time is 16 seconds.

STAGE III: 25 yards

At the signal to commence fire, the competitor draws and fires 2 rounds at each target freestyle- reloads – and fires 2 rounds at each target freestyle. Total time is 18 seconds.

STAGE IV: 50 yards

At the signal to commence fire, the competitor draws and fires 2 rounds at each target freestyle- reloads – and fires 2 rounds at each target freestyle. Total time is 23 seconds.

Penalties:

A penalty of 10 points and 1X will be charged for a premature start, for each procedural error, for each round fired overtime. Spare ammunition which is used for the reload must be on the competitor’s person, in a magazine pouch or speedloader carrier, at the beginning of the string of fire. Spare magazines or speedloaders may be placed on the ground AFTER the start signal for a string of fire without penalty. Any rounds which are on the ground PRIOR to the start signal will be considered prohibited for the reload. A 10 point and 1X penalty will be charged for each shot fired with the prohibited rounds.

NOTE: To fire this event indoors, the 25 yard stage is fired at 25 feet on the AP-2 target and the 50 yard stage is fired at 50 feet on the AP-2 target.

10.33 – Specific Rules for the Conduct of the Practical Short Course Event

Targets: (2) NRA AP-1

Rounds: 24

Range: 10 and 15 Yards

Procedure:

Competitor stands facing 2 targets downrange. Tops of targets will be approximately 6 feet above ground level and 3 feet apart, edge-to-edge. The starting position will be with the firearm holstered and both hands held shoulder high. The starting signal will be the audible buzzer preceded by the verbal commands “READY” and “STAND BY.”

STAGE I: 10 yards

At the signal to commence fire, the competitor draws and fires 1 round at each target in 3 seconds. At the second signal to commence fire, the competitor draws and fires 2 rounds at each targets in 4 seconds. At the third signal to commence fire, the competitor draws and fires 3 rounds at each target, strong hand only, in 8 seconds.

STAGE II: 15 yards

At the signal to commence fire, the competitor draws and fires 1 round at each target in 4 seconds. At the second signal to commence fire, the competitor draws and fires 2 rounds at each targets in 5 seconds. At the third signal to commence fire, the competitor draws and fires 3 rounds at each target in 6 seconds.

Penalties:

A penalty of ten (10) points will be charged for a premature start, for each procedural error, for each round fired over the designated number, for each round fired overtime, and for each round fired while supporting the strong hand or arm during the third segment at the 10-yard stage.

10.34 – Specific Rules for the Conduct of the Barricade Short Course Event

Targets: 2 NRA AP-1

Rounds: 24

Range: 10 and 15 Yards

Procedure:

At each stage there will be a 6 foot high, 2 foot wide barricade. They will be placed in a line, one directly behind another. Each barricade will have a clearly marked 2-foot wide by 3-foot long firing area on the up-range side. The competitor must be within the firing area at the “COMMENCE FIRE” signal and no portion of the competitors’ body or equipment may touch outside the firing area until the competitor has finished firing the designated rounds. The barricade will be considered to be within the firing area and may be used as support. There will be 2 targets downrange. One will be placed 3 feet to the left of the centerline and one 3 feet to the right (6 feet apart, edge-to-edge). The starting position will be with the firearm holstered and the palms of both hands on the face of the barricade. The starting signal will be will the audible buzzer preceded by the verbal commands “READY” and “STAND BY.”

STAGE I: 10 Yards

At the signal to commence fire, the competitor draws and fires 6 rounds at either target from the matching side of the barricade in 5 seconds. At the next signal to commence fire, the competitor draws and fires 6 rounds at the remaining target from the matching side of the barricade in 5 seconds.

STAGE II: 15 Yards

At the signal to commence fire, the competitor draws and fires 6 rounds at either target from the matching side of the barricade in 6 seconds. At the next signal to commence fire, the competitor draws

and fires 6 rounds at the remaining target from the matching side of the barricade in 6 seconds.

Penalties:

A penalty of ten (10) points will be charged for a premature start, for each procedural error and for each round fired over the designated number and for each round fired overtime.

NOTE: All competitors may use the Barricade for support. No portion of the firearm may rest against the Barricade for Open Modified, Metallic or Production Firearm Divisions. Competitors will not be permitted to "Lock on to the Barricade."

10.35 – Specific Rules for Conduct of the Moving Target Short Course Event

Targets: 1 NRA AP-1

Rounds: 24

Range: 10 and 15 Yards

Procedure:

The target will move from behind a barricade, travel 60 feet in 6 seconds, and then disappear behind another barricade. There will be a clearly marked, 3 foot square firing area at each stage. The firing square will be at the center of the 60-foot run of the target. The competitor must remain within the firing square for the complete firing sequence. The starting position will be with the handgun holstered and both hands held shoulder high. There will be no audible signals. When the competitor is ready to fire, both hands must be raised to the starting position. The signal to commence firing will be when the target appears from behind the barricade.

STAGE I: 10 Yards

At the signal to commence fire, the competitor draws and fires 6 rounds as the target passes from right to left. At the next signal to commence fire, the competitor draws and fires 6 rounds as the target passes from left to right.

STAGE II: 15 Yards

At the signal to commence fire, the competitor draws and fires 6 rounds as the target passes from right to left. At the next signal to commence fire, the competitor draws and fires 6 rounds as the target passes from left to right.

Penalties:

There will be a ten (10)-point penalty for any premature start, for each procedural error, and for any round fired over the designated amount.

10.36 – Specific Rules for Conduct of the Non-Moving Target Short Course

Targets: 6 NRA AP-1 Targets

Rounds: 24

Range: 10 and 15 Yards

Procedure:

6 stationary targets will be placed at the target line 5 feet apart. There will be a clearly marked, 3 foot square firing area at each stage. The firing square will be at the center of the 60-foot run of the target. The competitor must remain within the firing square for the complete

firing sequence. The starting position will be with the handgun holstered and both hands held shoulder high. The starting signal will be will the audible buzzer preceded by the verbal commands “READY” and “STAND BY.”

STAGE I: 10 Yards

At the signal to commence fire, the competitor will draw and fire one round at each target from right to left in 6 seconds. At the next signal to commence fire, the competitor will draw and fire one round at each target from left to right in 6 seconds.

STAGE II: 15 Yards

Repeat Stage I from above.

10.37 – Specific Rules for Conduct of the Falling Plate Short Course Event

Targets: 8” Round Steel or Plastic Plates

Rounds: 24

Range: 10 and 15 Yards

Procedure:

There will be 6 target plates place one foot apart, edge-to-edge. They will be 4 feet above ground level to the bottom edge. The starting position will be with handgun holstered and both hands held shoulder high. The starting signal will be will the audible buzzer preceded by the verbal commands “READY” and “STAND BY.”

STAGE I: 10 Yards

At the signal to commence fire, the competitor will draw and fire 1 round at each target in 6 seconds. Target must be knocked down to score. Competitor then repeats procedure.

STAGE II: 15 Yards

At the signal to commence fire, the competitor will draw and fire 1 round at each target in 7 seconds. Target must be knocked down to score. Competitor then repeats procedure.

Penalties:

A penalty of ten (10) points and 1-X will be charged for a premature start, for each procedural error, and for each round fired over the designated number and for each round fired overtime.

11. TOURNAMENT OFFICIALS

Tournament Officials – Officials will be thoroughly familiar with conditions of the program and with National Rifle Association Rules. The Match Director, Deputy Match Director, Chief Range Officer, Chief Statistical Officer and Official Referee may not compete in any Registered Tournament where they are officiating. In Approved Tournaments, the Supervisor is the only official who may not compete.

11.1 Match Director – The Match Director is directly responsible for the efficient conduct of the entire tournament. He/she may change the match and firing conditions as shown by the program provided a Match Director’s Bulletin is posted for the information of all competitors, and that such changes are not contrary to current NRA Rules. He/she is directly responsible for the efficient operation of the range and the Statistical Office and for the safety and proper discipline of all tournament operating personnel, competitors, and spectators. Instructions from the Match Director for the operation

of the tournament will be followed by all persons on the range. The Match Director will use his/her best judgment at all times and his/her behavior and decisions must be characterized by absolute impartiality, firmness, courtesy and constant vigilance. In the application of these Rules the Match Director will confer with the NRA Official Referee or Supervisor on any doubtful point and will be guided by the Official Referee's or Supervisor's decision.

11.1.1 Deputy Match Director – The Deputy Match Director, when appointed, is responsible to the Match Director for the efficient conduct of the entire tournament, and acts for the Match Director in all matters listed in Rule 11.1. A Deputy Match Director is appointed at the discretion of the sponsor.

11.2 Official Referee— An NRA Official Referee is required at all NRA Sanctioned State, Sectional, Regional, and National Championships. Assignments are made from the Headquarters of the National Rifle Association. The NRA Official Referee is not an administrative or operating official and is not responsible for the behavior or efficiency of either Range or Statistical Office personnel. It is the responsibility of the Referee to see that all National Rifle Association Rules are properly interpreted and applied. Decisions will be final in the interpretation and application of these rules and in scoring of challenged targets except when scoring is in the pit, and at the National Championships. The Referee will not score except when called on to rule on challenges. It is the duty of the Referee to rule on all protests and challenges when challenges cannot be resolved by the Range Officer or Match Director. Except in an emergency involving the safety of personnel or property, the Referee will not give instructions directly to tournament operating personnel, but will give all such instructions through the Match Director. In the event of a disagreement between Match Officials, the Official Referee shall prevail at the match with recourse only to the Protest Committee. The NRA Official Referee may not change the NRA Rules as printed herein and as officially amended. It is the duty of the Referee to render a complete report to the National Rifle Association covering all phases of the tournament. The Referee may disqualify all or any portion of the score if, in the Referee's opinion, the conditions warrant such action. A report will be submitted on any Tournament Official who refuses to accept proper instructions given by the Official Referee. After a full hearing is held by the Protest Committee on such a report, the Association may:

- (a) Warn, suspend, or bar anyone from serving or competing in NRA competitions.
- (b) Warn, suspend, or cancel the Certificate of the Official Referee.
- (c) Refuse to accept for registration or approval of any further tournament conducted on the same range or by the same organization until the unsatisfactory condition reported by the Official Referee has been corrected. Official Referees may not compete in any match fired in the conjunction with any tournament where they are officiating. The Official Referee assigned to a Registered Tournament may disqualify a competitor(s) under provisions of Rule 9.14.

11.2.1 Jury – In all Registered Tournaments which are not State, Sectional, Regional, or National Championships, a 3-member Jury will be formed by the Match Director to function as described in 11.2. The Chairman of the Jury must be a member of the sponsoring organization, and complete the reports required by NRA. The members of the Jury may or may not be competitors in that tournament. Jury Members shall exempt themselves from ruling on a matter in which they are personally involved. The Match Director will name a replacement for that Jury member while ruling on that action. Under no circumstances may any Match Official (Rules 11.1, 11.4, 11.5, 11.6 and 11.7) be a member of the Jury. The Jury Chairman may disqualify competitor(s), as directed by the Jury, under provisions of Rule 9.14.

11.3 Supervisor – A Supervisor is required at all NRA Approved Tournaments. The Supervisor may be an NRA Official Referee, or an officer of an NRA Club, League or State Association who is familiar with NRA Competition Rules and match procedure. The Supervisor may also act as Match Director of an Approved Tournament if such combined duty is authorized by the NRA Headquarters. The Supervisor is not a tournament administrative or operating officer and is not responsible for the behavior or efficiency of either range or Statistical Office personnel, unless he/she also functions in the capacity of Match Director. The Supervisor is responsible for seeing that all NRA Rules are properly interpreted and applied. His/her decision will be final in scoring of challenged targets. The Supervisor shall not act as a scorer except to score challenged targets. It is the Supervisor's duty to rule on all challenges and protests filed with him by either competitors or the tournament officials. The Supervisor may not change the NRA Rules. The Supervisor will make a complete report to the NRA on the Approved Tournament where he/she serves. It is his duty to report the facts concerning any competitor or tournament official who refuses to comply with proper instructions given by the Supervisor or any tournament official. A Supervisor may not compete in any match fired in conjunction with any tournament where he/she is officiating as Supervisor. The Supervisor may disqualify a competitor(s) under provisions of Rule 9.14.

11.4 Range Director – When appointed, the Range Director and Deputy Range Director are responsible to the Match Director, and have supervisory responsibility for the Chief Range Officers and for efficient and safe operation of the ranges. Appointment of a Range Director and Deputy Range Director is authorized when multiple ranges are in operation.

11.4.1 Chief Range Officer – Will have full charge of the range and will conduct the matches on the schedule approved by the Match Director. He/she is responsible for range safety, and for enforcing all rules.

11.5 Range Officers – Each Range Officer is an assistant to the Chief Range Officer; competitors may be assigned this duty. He/she is responsible for the safety and discipline of range personnel, competitors, and spectators in the sector of the range to which he has been assigned.

- (a) Checks the number of competitors and their names to ensure that they conform to the scoring schedule and register.
- (b) Responsible for the accurate recording of shots.
- (c) Calls the competitors.
- (d) Gives necessary commands.
- (e) Supervises the correct working of the targets.
- (f) Checks the competitor's shooting positions.
- (g) Checks that firearms and equipment of the shooters have been examined.
- (h) Responsible for maintaining order on the range, with particular attention to safety.
- (i) Receives protests and decides on them or passes them on to the Chief Range Officer.
- (j) The Range Officer is directly responsible to the Chief Range Officer for the section of the competition entrusted to him/her, but will constantly cooperate with the Referee/Jury.

11.6 Statistical Officer – The Chief Statistical Officer oversees all statistical work in connection with the match except the actual recording of scores when this is done on the range. The Statistical Officer is directly responsible to the Match Director. He/she is assisted by such Assistant Statistical Officers as may be required.

11.6.1 Duties of Office – It is the duty of the Statistical Office to:

- (a) Register competitors and check their eligibility and classification.
- (b) Accept match entries.
- (c) Prepare, post, and keep a current list of competitors showing name, number and classification.
- (d) Squad competitors and prepare range assignment cards where such cards are used.
- (e) Prepare official score cards.
- (f) Check addition on score cards and correct totals.
- (g) Tabulate scores in order of merit.
- (h) Prepare Preliminary and Official Bulletins.
- (i) Maintain an Official Bulletin Board.
- (j) Determine award winners and distribute awards.
- (k) Report to Match Director, NRA Official Referee, Jury Chairman or Supervisor for appropriate disciplinary action any irregularities in firing or scoring which may be indicated by squadding records or score cards.
- (l) Make required reports to NRA within specified time.

11.6.2 Retention of Records – The Statistical Office will retain in good order all completed official score cards for 30 days, and all fired targets (except those scored on frames) until the expiration of the time allowed for challenges and protests.

11.6.3 Preliminary Bulletins – Preliminary Bulletins on all matches will be posted promptly on the Official Bulletin Board and remain a reasonable length of time to allow competitors to notify the Statistical Office of apparent errors. The challenge closing time will be stated on each bulletin. However, where a bulletin board is used and all scores of competitors are copied thereon, such will be accepted in lieu of the above, provided a notice appears as to the close of challenge time.

11.6.4 Official Bulletins – Official Bulletins will be posted on the Official Bulletin Board. However, in the procedure outlined in Rule 13.3 for bulletin board, such scores shall be acceptable and become final after the elapse of the challenge time period and shall act as an Official Bulletin.

11.6.5 Correction of Bulletin Errors – The Statistical Office will correct errors which come to the attention of the office prior to publication of the Official Bulletin.

11.6.6 Changing Official Bulletins – No Official Bulletin shall be changed except on authority of Match Director, Official Referee, the Jury, or Supervisor granted before the time has expired for challenging the last of Preliminary Bulletins required to cover all the scheduled events. Subsequent changes from the Match Director, Official Referee, Jury, or Supervisor are limited to correction of:

- (a) Typographical errors.
- (b) Aggregate bulletins on which total score do not agree with scores shown on the Official Bulletins for the matches constituting the aggregate.
- (c) Where an error has been made by not following the program schedule of awards.
- (d) Errors in classification of competitors, the competitor having been previously advised of such error and of correct classification.
- (e) Disqualification of competitors as provided by Rules 9.17, 9.17.1 and 9.17.2.

11.6.7 Squadding – Where advance entries are received, squadding for all matches may be made in advance. Competitors may be squadded so they move a predetermined distance along the firing line after each match.

11.6.8 – 11.6.10 (Blank)

11.6.11 Posting Tournament Program—A legible copy of the match to be fired shall be posted in a conspicuous place at the site of the match by the time sign-ups begin. Surprise matches shall be exempt from this Rule.

11.7 (Blank)

11.8 National Championship Protest Committee – A National Championship Protest Committee may be appointed by the Match Director of any NRA National Championship (see Rule 16.2.1). When such a Championship Protest Committee is appointed, decisions on Protests by that Committee at the Championship are final, without appeal to the NRA Protest Committee. When possible cases of suspension from competition arise from an incident in a Championship, the Championship Protest Committee may not act, but must forward a recommendation to the NRA Protest Committee for action. No member of the National Championship Protest Committee may be a competitor in that tournament.

A protest procedure must begin no later than one hour after the completion of firing for the day. In the case of awards, the protest must begin no later than one-half hour after completion of the awards ceremony.

11.9 Duty to Competitors – It shall be the duty of all operating officials and personnel to conduct themselves properly by being fair and impartial to all in carrying out their various duties. No official shall molest a competitor nor allow such practice by another official or other competitor. Should a competitor's equipment or demeanor warrant disqualification for an individual match or tournament, it should be done in such a manner as will cause the least inconvenience to all concerned. In so doing, the official should state to the competitor the Rule or section of Rules under which the disqualification is being made.

12. TEAM OFFICERS AND DUTIES

12.1 Team Captain – In team matches, each team must have a designated Team Captain. He/she is responsible for maintaining discipline within his team. He/she will cooperate with tournament officials in the interest of safety, efficiency, and good sportsmanship. A Team Captain is responsible for all members of their team. In team matches it is his responsibility to:

- (a) Be familiar with the program.
- (b) Make proper entries.
- (c) Have team members report at proper firing points at the right time with approved equipment and attire, ready to fire.
- (d) Check scores, and make challenges and protests.
- (e) Check preliminary and official bulletins and official announcements.

12.2 Coaching –

- (a) All types of coaching, giving of advice, sympathy, encouragements, etc. is forbidden. For as long as the competitor is on the firing line he/she may speak only with members of the jury or with range officers.
- (b) If a team leader wishes to inform a shooter on the firing line of something which does not relate to the competition or “coaching,” he/she must first obtain the permission of a member of the jury or referee.

12.3 (Blank)

12.4 Substitution of Alternates – If alternates are allowed and have been named on the entry form, the Team Captain may substitute an alternate for a firing member at any time before the firing member concerned has fired his first shot of the match (sighting or record), notifying the Scorer and a Range Officer accordingly.

12.5 – 12.7 (Blank)

13. PHYSICALLY DISABLED SHOOTERS

13.1 Physically Disabled Shooters – AA shooter who because of physical disability cannot fire from one or more of the prescribed shooting positions outlined in these Rules, or who must use special equipment when firing, is privileged to petition the NRA Protest Committee for permission to assume a special position or to use modified equipment, or both. The petition shall consist of a form provided by the NRA and shall specify in detail the reasons why the special position must be assumed or the special equipment must be used. The petition will be accompanied by pictures of the shooter in the position he desires approved and, if special equipment is required, the picture will show how this equipment is used. The petition and all pictures must be furnished in exact duplicate. The petition must be accompanied by a medical doctor’s statement if the physical disability is not completely evident in the pictures submitted.

- (a) Each petition will be reviewed by the NRA Protest Committee. The Committee may require additional or supplementary statements, medical information, or pictures. If approved, the NRA Secretary will issue a special authorization certificate to individuals concerned. Such certificates will have necessary pictures attached.
- (b) Competitors who have received special authorization certificates will be required to carry them when competing in competition governed by NRA Rules, and to present the certificate when requested by officials of the competition or by NRA Official Referees or Supervisors.

- (c) In the event of a protest involving the position or the equipment used by such a competitor, the Official Referee or Supervisor will compare the questioned position or equipment with the certificate and photographs presented by the competitor. If the competitor's position or equipment does not, in the opinion of the official, conform to that authorized by the NRA Protest Committee (or if the competitor has no authorized certificate or pictures), the protest shall be allowed and the competitor will be required to change immediately to the position or equipment which has been approved or to an otherwise legal position or equipment.
- (d) Should a protest be carried beyond the Official Referee or Supervisor, the original protest will be endorsed by the Referee or Supervisor to show the action he has taken and will be forwarded to the National Rifle Association.
- (e) National Records may not be established by use of scores fired in special positions or with special equipment as may be authorized according to this Rule.
- (f) Two types of authorizations are issued: temporary and permanent. Permanent authorizations are issued to competitors who are permanently disabled.

13.2 Temporary Disability-Substitute Positions-Any person who has a temporary physical disability, as substantiated by a current written medical opinion, which prevents him from using a specified position as defined in this rule, may assume the next more difficult position in lieu of that position. In this manner, sitting may be used for prone, kneeling may be used for sitting, and standing may be used for kneeling. Any substitute position must conform to the rule which defines it. The Match Director must be informed of the substitute and may require that the substitute position be demonstrated so he may be certain that it meets the definition of the appropriate rule.

14. SCORING AND MARKING

14.1 When to Score – Targets are scored at completion of each stage or match as indicated by tournament sponsors.

14.1.1 Maximum Hits Before Scoring – Targets shall not accumulate more than twelve hits before being scored and taped, except for those matches in which a single stage exceeds 12 rounds.

14.1.2 New Target Request – Upon request, a competitor will be given new targets (and where painted metal plates are used, fresh paint) only at the beginning of his string.

14.1.3 Touching Target before Scoring – If a competitor is observed touching his/her target prior to scoring, and if the scorer feels the target has been altered, the entire target, regardless of the number of hits on it, shall be scored zero.

14.1.4 Interference with Targets – Competitors will not be permitted to interfere with the handling of targets by range personnel. No competitor shall touch his/her own target after it has been fired until final score determination on the target has been made. Final score determination is not reached until all challenges have been settled.

14.2 Where to Score – Targets may be scored on the target frames, behind the firing line, or in the Statistical Office. The scorer must be at the target when scoring.

14.3 How to Score – A shot hole which comes in contact with the outside of the bull’s-eye or scoring rings of a target, is given the higher value. A scoring gauge will be used to determine the value of close shots. The higher value will be allowed in those cases where the flange on the gauge touches the scoring ring. No scoring gauge will be used unless the diameter of the scoring ring is within these limits:

.22 caliber, .2225” – .2240” .38 caliber, .355” – .359”

9 mm, .355” – .359” .44 caliber, .426” – .430”

10mm/.40, .397” – .401” .45 caliber, .450” – .454”

- (a) On the AP-1 paper targets, a shot-hole must touch the solid border line in order to count for score.
- (b) In events where the 8” steel plate is used, the plate must be knocked down to score as a hit; each hit is scored 10 points and 1 X.
- (c) In events where the Speed Target is used, all targets except the stop-plate must be knocked down to score. Since this is a timed event, no numerical score is assigned to each target, however penalties are assessed for targets left standing. (Rule 10.27)
- (d) In case of keyholed or tipped shots, the higher value is awarded if the bullet hole touches the scoring ring of higher value even though the hole is elongated to the bullet’s length rather than being a circle of the bullet’s diameter.
- (e) Shots fired while the target is in motion will not be scored as hits unless the greatest horizontal dimension of the bullet hole measures not more than one and one-half (1 1/2) times the diameter of the bullet. This Rule will not apply in the Moving Target Events.
- (f) When a bullet enters a target from the back side it will be scored a miss.
- (g) Where scoring paper targets with X’s and penalties are assessed, that the penalties shall start with the X’s. A penalty so assessed shall result in reducing the score by 10 points and 1 X per penalty accrued.
- (h) In matches where falling targets are used, only those targets hit within the authorized time limits are scored. Penalties will be assessed for procedural errors or for each round fired over the designated number. Examples-Seven shots fired, 6 plates hit within the time limit, the resulting score would be: 60-6x minus 10 points -1x penalty = 50-5x; six shots fired, the sixth shot is late, all 6 plates hit, the score is: 60-6x minus 10-1x penalty = 50-5x; six shots fired, the sixth shot is late, the last plate is missed, the score is: 50-5x (no additional penalty assessed).

14.3.1 Scorers Duties –

- (a) When targets are scored before removal from the frame the scorer records the value of each hit on score card while holding the card in such position that competitor may see score being recorded. While marking score on card the Scorer announces each hit value in an audible tone of voice. Example: “Target Number 2, 2 10s, 2 8’s, and one 5.” It is the duty of each competitor to watch the marking of his score and to challenge such scoring immediately if he believes scoring to be incorrect. After each target is scored shot holes are pasted or target is changed.

- (b) When targets are scored after removal from target frames, they are removed by target detail on the command, “Change Targets” and given to the Statistical Office for official scoring.

14.3.2 Authorized Use of Plug Type Scoring Gauges – The use of the plug-type gauge will be restricted to use by range operating personnel who may include the Range Officer or Block Officers, Match Supervisors, Statistical Director, Match Director, Jury, or Referee, as appropriate to the type of tournament concerned. The tournament program should state in match conditions by whom and under what circumstances plug-type scoring gauges may be used. Competitors may not use scoring gauges or aids.

14.3.3 Target Scoring – Targets may be scored and changed as determined by the tournament sponsor and specified in the program provided NRA Rules are not violated. After firing the required number of strings or shots, upon command of the Range Officer competitors may go forward and examine their targets but may not handle or touch them.

- (a) When targets are scored before removal from the frame, the scorer records the hits, has the score accepted by the competitor, or the challenge process is completed. Each target is then repaired or replaced by a new target.
- (b) When targets are scored after removal from target frames they are removed by the target detail or the scorer (if a target detail is not provided) on the command “Change Targets” and delivered to the Statistical Office for official scoring or delivered by the scorer to the designated location where scoring is being carried out.
- (c) Targets intentionally altered or marked to benefit a shooter over another competitor will not be scored.

14.3.4 Simultaneous Hits or No Shots Fired Procedures – In person-against-person bouts, simultaneous hits shall count as a draw. If correct action is taken but no shots are fired, neither competitor shall score a point, but the bout shall resume as if no action had taken place.

14.4 – 14.6 (Blank)

14.7 Hits on Wrong Target – Hits on the wrong target are scored as misses.

14.8 Ricochets – A hole made by a ricochet bullet do not count as a hit and will be scored as a miss. It must be noted that a bullet which keyholes is not necessarily a ricochet.

14.9 Visible Hits and Close Groups – As a general rule only those hits which are visible will be scored. An exception will be made in the case where the groupings of three or more shots is so close that it is possible for a required shot or shots to have gone through the enlarged hole without leaving a mark and there has been no evidence that a shot or shots have gone elsewhere than through the assigned target. In such case, the shooter will be given the benefit of the doubt and scored hits for non-visible shots, on the assumption they passed through the enlarged hole. If such assumption should place a non-visible hit in either of 2 scoring rings, it shall be scored in the higher-valued ring.

14.10 Excessive Hits – If more than the required number of hits appear on the target, any shot which can be identified by the bullet hole as having been fired by some competitor other than the competitor assigned to that target, or as having been fired in a previous string, those shots will be disregarded and will not be scored. If more than the

required number of hits remains on the target a complete new score may be fired and the original score will be disregarded, except:

- (a) If all hits are of equal value, the score will be recorded as the required number of hits of that value.
- (b) If the competitor wishes to accept a score equal to the required number of hits of lowest value, he/she shall be allowed to do so.
- (c) If a competitor fires fewer than the prescribed number of shots through his/her own fault, and there should be more hits on the target than the shots fired, he/she will be scored the number of shots of highest value equal to the number he/she fired, and will be given a miss for each unfired cartridge.
- (d) If a competitor, through his mistake, fires more than the required number of shots, he will be scored the required number of hits of lowest value.
- (e) A competitor who fires more than the required amount of shots allowed in Comstock and Chapman timed events will have the required number of shots of highest value scored.
- (f) If the competitor refires, the original target with excessive hits shall be retained by the scorer, and on refiring, the competitor may not receive a score higher than the required number of hits of highest value on the original target. If the score on the refired target is higher than the required number of hits of highest value on the original target, then the original target shall be scored using the appropriate hits of highest value; but if the score on the refired target is not higher, then such refired score will be recorded.

14.11 – 14.14 (Blank)

14.14.1 Scorekeeping Responsibility – It shall be the responsibility of each competitor to keep account of his score along with the scorekeeper. If there is an error in the scorekeeper's final tally, it shall be the responsibility of the competitor to challenge the final results. Final scores must be posted at the match site with sufficient time for a competitor to check for any errors.

14.15 Score Cards-Score cards will be prepared by the Statistical Office and delivered to the Range Officers who will check the target assignments of each competitor as he/she reports to the firing point, then give the score card to the scorer. At the conclusion of each relay Range Officers will take up the score cards and deliver them to the Statistical Office.

14.16 Erasures on Score Cards-Erasures on score cards are not permitted. If correction is necessary, it must be made and initialed by the Scorer or Range Officer. To make correction, the Scorer or Range Officer draws a line, or lines, through the incorrect score and places the correct score above.

14.17 – 14.18 (Blank)

14.19 Comstock Count – Comstock Count shall be defined as follows: The numerical score is totaled, and from it is subtracted twice the maximum value of a hit for hits fewer than required by the string. This subtotal is then divided by the time and this is the score. If this is not the intended scoring system, then the term Comstock Count shall not be used. Terms such as score divided by time or score minus time or some such scoring system shall be defined. Scoring systems shall be clear, absolute and uniform and must always accompany the match instructions.

14.19.1 Ranking of Competitors – In any match, or portion thereof, where both:

- (a) Time intervals of other than uniform, specified, and fixed duration are used, and
- (b) Targets with scoring zones are used:

The ranking of competitors in this match, or portion thereof, will be determined by either

- (a) Some function of both time and target score, such as the Comstock count, or
- (b) Hits first, followed by some function of both time and target score to rank those having an equal number of hits.

15. DECISION OF TIES

NOTE: All ties (same numerical score) ranking Rules shall be applied in the order listed below.

15.1 Match – The term “Match” as used in this section refers to all individual, team, and aggregate matches.

15.2 Ties – In all paper (cardboard) target matches, ties will be ranked by applying the following steps in the order listed below:

- (a) By the greatest number of X’s over the course.
- (b) By the number of X’s at the longest distance or simulated longest distance.
- (c) By the number of X’s at the next longest distance or simulated longest distance, continuing through the course in inverse order.
- (d) If still tied, the tie will be broken by a shoot-off at the longest distance by firing two strings as called for by the course conditions.
- (e) If a tie still exists, the shoot-off continues at the longest distance with a reduction in time of one second per string until the tie is broken.
- (f) (f) Ties in Match X (aggregate) of the Bianchi Cup will be broken by using (a) through (e) of Rule 15.2 except in case of shoot-off the longest distance from each of the four main events will be used.

15.3 – 15.11 (Blank)

15.12 Breaking Ties in Falling Plate Event – When the event is completed with a score of 480-48X, the competitor shall repeat the complete event, starting at the 10-yard line, at time limits reduced by one (1) second per string per stage, until one plate is missed. The time limits shall be reduced by one (1) additional second each time the complete event is repeated. The number of plates knocked down until a plate is missed shall determine the “X” count and winner of the match. Ties with “X” count below 48 will be broken by applying the same steps outlined in 15.2.

15.13 Breaking Ties in Ambidextrous Match-Ties will be broken by repeating the 10-yard stage with 1 second per string reduced from time limit. If a tie still exists, competitors will remain at the 10-yard

stage and continue firing with time limits reduced an additional 1 second per string until the tie is broken.

16. CHALLENGES AND PROTESTS

16.1 Challenges – When a competitor feels that a shot fired by himself or by another competitor has been improperly evaluated or scored, he may challenge the scoring. A minimum challenge fee of \$1.00 with a maximum fee of \$25.00 may be charged to all competitors making challenge. The fee will be collected before making the first recheck of the challenged score. If the competitor's challenge is sustained at any point along the line of rechecks, the challenge fee will be returned to him. If the challenge is lost, the challenge fee will be included in the general revenue of the tournament. The decision of the Official Referee, Jury or Supervisor will be final.

- (a) Such a challenge must be within the challenge time (see Rule 11.6.3). It shall be the challenging competitor's privilege to inspect the target during or following the recheck except when targets are scored in the target pit. Decisions on the value of shot holes made by means of gauges are final and cannot be appealed. Appeals may only be made if the shot value has not been determined by means of a gauge, or in cases of wrong addition or inaccurate entries in the result list.
- (b) When targets are scored in Statistical Office or on display racks, the recheck will be made by the Chief Statistical Officer (provided he has not previously scored or checked the target) and the Official Referee. If the challenge concerns shots which were scored in the Target Control Office (Statistical Office), the challenge must be submitted in writing.
- (c) When targets are scored on frames and scoring of a shot is challenged, the Range Officer will immediately call the Official Referee or Supervisor who will score the target. If necessary to avoid delaying match the challenged target will be replaced with a clean target and the match will proceed. Official Referee or Supervisor will score the target as soon as possible and notify the competitor.
- (d) The first recheck of the challenged shot will be made by the Range Scorer. If a further recheck is required, it will be made by the Official Referee and, if necessary, the Chief Referee. If necessary, to avoid delaying the match, the challenged target will be replaced on the frame with a clean target and the match will proceed. The Official Referee in such cases will score the target as soon as possible and notify the competitor. If the competitor's challenge is sustained, the challenge fee will be returned to him immediately; otherwise, it is forfeited and turned into the Statistical Office. In no case will a challenge be permitted, nor the value of a hit be changed after the next shot has been fired.
- (e) The Match Director may at his discretion recheck any competitor's target by an administrative challenge. Such challenge must be made within the posted challenge period and checked by the Referee. For further information on the Statistical Office operation, see Rules 11.6 through 11.6.11 inclusive.

16.2 Protests – A competitor may formally protest:

- (a) Any injustice which he feels has been done him except the evaluation of a target, which he may challenge as outlined in Rule 16.1.

- (b) The conditions under which another competitor has been permitted to fire.
- (c) The equipment which another competitor has been permitted to use.

16.2.1 Authority of Protest Committees – National Championships protest committees or juries may be established at National Championships to rule on protests arising from activities at those sites (See Rule 11.8). However, the decisions of these special protest committees or juries shall not contravene prior interpretations of the NRA Rules and/or precedents established by the NRA National Protest Committee.

16.3 How to Protest – A protest must be initiated immediately upon the occurrence of protested incident. Failure to comply with the following procedure will automatically void the protest:

- (a) State the complaint orally to the Chief Range (Chief Statistical) Officer. If not satisfied with his decision then,
- (b) State the complaint orally to the Official Referee, Jury Chairman or Supervisor. If not satisfied with his decision then,
- (c) File a formal protest in writing with the Official Referee, Jury Chairman or Supervisor stating all the facts in the case. Such written protest must be filed within 12 hours of the occurrence of the protested incident.
- (d) The Official Referee, Jury Chairman or Supervisor will then forward the protest with a complete statement of facts within 48 hours of receipt thereof to the Protest Committee at NRA Headquarters.

16.4 Challenges and Protests in Team Matches – Must be made by the Team Captain. Team members who believe they have reason to challenge or protest will state the facts to their Team Captain who will make the official challenge or protest if he feels such action is justified.

17. NATIONAL RECORDS

• NRA National Records shall be established only by American Citizens who are NRA members or Junior members of the NRA affiliated clubs. National Records may be established only during active tournament conditions in Registered tournaments in which the shooter is a duly registered competitor.

17.1 Where Scores for National Records Can Be Fired – Scores to be recognized for National Records must be fired in NRA Registered Competition as defined in Rule 1.6, paragraphs (c), (d), (e), and (f). National Records must be approved by the NRA before being declared official. National Records may not be established during reentry matches.

17.2 Scores to be used—Scores must be complete scores for an entire scheduled match. Stage scores or scores for only part of a match will not be used for National Records.

17.3 Scores for National Individual Records—Such scores must be fired in individual matches. No score fired in a team match will be considered for recognition as an individual record.

17.4 (Blank)

17.5 Courses of Fire for Which National Records are recognized.

NOTE: National Action Pistol Shooting Records are maintained for scores fired over the following courses for “Open”, “Woman”, “Senior”, “Grand Senior”, “Junior”, “Intermediate Junior”, “Sub-Junior”, “Civilian”, “Police”, “Service”, “Collegiate”, and “Military Veteran”

Records in the above categories will be maintained for “Production Firearm”, “Production Optic Firearm”, “Optical Sights”, “Metallic Sights”, and for “Outdoor” and “Indoor” courses.”.

- (a) Los Alamitos Pistol Match
- (b) The Flying “M”
- (c) The Moving Target
- (d) International Rapid Fire Modified
- (e) Advanced Military Pistol Match
- (f) Practical Event
- (g) Barricade Event
- (h) Moving Target Event (Modified)
- (i) Falling Plate Event
- (j) The Speed Event
- (k) Crawford Barricade Event
- (l) Combat Event
- (m) The Ambidextrous Match
- (n) The Unsupported Standard Match
- (o) The Speedload Challenge Event
- (p) Barricade Event – Modified
- (q) Texas Moving Target Event

NOTE: In order for records to be recognized promptly, National Record Reporting forms must be submitted to NRA by the Statistical Officer of the tournament in which they were fired, after being certified by the Jury or Referee. National Record Reporting forms are mailed to sponsors of NRA Registered Tournaments by NRA Headquarters.

17.6 Co – Holder Records-Tie-Breaking Rules 15.12 and 15.13 will apply when establishing National Records. Co-Holder status will be accorded to individuals when their score equals a National Record.

18. COMPETITORS’ DUTIES AND RESPONSIBILITIES

NOTE: The following competitor’s duties are in addition to those specified elsewhere throughout these Rules.

18.1 Discipline – It is the duty of each competitor to sincerely cooperate with tournament officials in the effort to conduct a safe, efficient tournament. Competitors are expected to promptly call the attention of proper officials to any infraction of rules of safety or good sportsmanship. Failure of a competitor to cooperate in such matters or to give testimony when called upon to do so may result in said competitor being considered as an accessory to the offense.

18.2 Knowledge of Program – It is the competitor's responsibility to be familiar with the program. Officials cannot be held responsible for a competitor's failure to obtain and familiarize himself with the program.

18.3 Eligibility-It is the competitor's duty to enter only those events for which he is eligible and to enter in the proper classification.

18.3.1 Competitors Will Score-Competitors will act as scorers when required to do so by the Match Director or Chief Range Officer, except that no competitor will score his own target.

18.4 Classification-It is the competitor's duty to have their current Classification Card in their possession when using a classification system. Unclassified competitors must obtain their Score Record Book from the Official Referee, Supervisor, or Tournament Officials.

18.5 Individual Entries – In individual matches it is the duty of the competitor to make his own entries on the forms and in the manner prescribed for that tournament. Errors due to illegibility or improper filling out of the forms are solely the competitor's responsibility. The Statistical Office is not required to accept corrections after the entry closing time.

18.6 Squadding Tickets-It is the competitor's duty to secure his squadding ticket for each match (or to consult the squadding bulletin) in ample time to permit reporting at the proper time and place to fire each match. It is not the duty of officials to page competitors to get them on the firing line. Competitors upon receipt of squadding tickets should inspect them for correctness of competitor's number and non- interference in squadding assignment. Errors should be reported immediately to Statistical Officer.

18.7 Reporting at Firing Point-Competitors must report at their assigned firing points immediately when the relay is called by the Range Officer. The proper handgun and ammunition for that particular match must be ready and in safe firing condition. Time will not be allowed for repairs, sight blacking, sight adjustments or search for missing equipment after a relay has been called to the firing line.

18.8 Timing-Time for the firing of a string (within the official time limit) is the competitor's responsibility.

18.9 Loading-No competitor will load a handgun except at the firing point and after command has been given by the Range Officer.

18.10 (Blank)

18.11 Checking Scores and Signing Score Cards – It is the duty of competitors to check their scores as written on score card and to sign score card at the conclusion of match. When scoring is done in the Statistical Office competitors must promptly check Preliminary Bulletin and call attention to errors within the time specified at that tournament. Failure to check scores within time limit forfeits the right to challenge.

18.12 Clearing the Firing Point – It is the competitor's duty to leave firing point promptly at the conclusion of his relay. When leaving the firing point pistols must be unloaded and holstered or cased.

18.13 Checking Bulletin Board – It is the duty of all individual competitors and Team Captains to check Bulletin Board between each match. The Statistical Officer must be immediately notified of apparent errors. Official Bulletins must be checked and the Statistical Officer notified of any discrepancies between the Preliminary and Official Bulletins. Match Director’s Bulletins on the Bulletin Board have the same effect as conditions printed in program. It is the duty of competitors to familiarize themselves with all such Match Director’s Bulletins.

18.14 Score Cards Must be Signed – At the conclusion of scoring, the scorer will add the value of the shots, place the total on the score card and sign the card. The competitor checks value of individual shots, the total, and signs the card. (In case of discrepancy between individual shot value and totals, individual shot value will be accepted as correct). If a competitor or Team Captain leaves firing line without signing card, no protest will be allowed. If the competitor or Team Captain desires to protest, he shall write “protest” on the score card above his signature. Team Captains verify and sign score cards in team matches.

18.15 It shall be the competitors’ responsibility –

- (a) That all equipment meets all rules and match specifications in any match in which that equipment is to be used.
- (b) That competitor’s position conforms to the rules
- (c) That competitor has full knowledge of the rules under which the match is fired.
- (d) That after due warning of any infraction of existing rules, that competitor shall understand that a repetition thereof shall be the subject of disqualification for that match or tournament.
- (e) When targets are framed by the competitor, to frame the correct target for the specific match and distance. In such a case, shots fired on an incorrect or on a used target are disqualified.

19. NATIONAL ACTION PISTOL CLASSIFICATION

19.1 Classified Competitors – Are all individuals who are officially classified by the NRA for Action Pistol Competition, or Rimfire Action Pistol Competition or who have a record of scores fired over courses of fire used for classification (see 19.4) which have been recorded in a Score Record Book.

19.2 Unclassified Competitor – Is a competitor who does not have a current NRA Action Pistol Classification, or Rimfire Action Pistol Competition either regular or temporary by Score Record Book (Rule 19.14), nor an “Assigned Classification” (Rule 19.6). Such competitor shall compete in the Master Class.

19.3 (Blank)

19.4 Matches Used for Individual Classification – Scores used for Action Pistol classification and Rimfire Action Pistol or reclassification include all scores fired in NRA-sanctioned individual and team competitions of the types defined in Rule 1.6 (except Postal Matches) over the following courses of fire:

- (a) Los Alamitos Pistol Match
- (b) The Moving Target

- (c) International Rapid Fire Modified
- (d) Advanced Military Pistol Match
- (e) Practical Event
- (f) Barricade Event
- (g) Moving Target Event (Mod.)
- (h) Falling Plate Event
- (i) Crawford Barricade Event
- (j) Combat Event
- (k) Ambidextrous Match.
- (l) The Unsupported Standard Match
- (m) The Speedload Challenge Event
- (n) The Tyro Match
- (o) Barricade Event (Modified)
- (p) Texas Moving Target Event
- (q) Any component part of these courses when fired as a single stage event

Scores from Sanctioned League competitions may be used in Score Record Books if applicable (Rule 19.14) during the league season but will not be entered in the official classification or reclassification procedure until completion of the league season.

19.5 Compilation of Scores for Classification Averages – Scores fired in complete matches or stages over the above courses will be combined and averaged to establish a competitor’s classification, except that the scores from Action Pistol (Centerfire) and Rimfire Action Pistol will not be combined. In Action Pistol, all calibers will be combined.

19.6 Assigned Classification – A competitor who has no NRA Action Pistol Classification, or Rimfire Action Pistol Classification, either regular or temporary by Score Record Book (Rule 19.14), but who has an NRA classification in one or more of the Pistol categories listed below, will be given an “assigned classification” corresponding to his highest in those categories:

- (a) Outdoor Pistol
- (b) Indoor Pistol
- (c) Police Pistol Combat
- (d) International Pistol (Free, Air, Center, Rapid Fire or Standard)

This “assigned classification” will apply until superseded by a temporary or regular classification.

The use of an “assigned classification” does not exempt an individual from having to complete the Tyro Course, if required by the tournament sponsor.

19.7 Lack of Classification Evidence – It is the competitor’s responsibility to have his NRA Official Classification Card or Score Record Book with required scores for temporary classification (Rules

19.1 and 19.14) and to present classification evidence when required. Any competitor who cannot present such evidence will fire in the Master Class. A competitor's classification will not change during a tournament. A competitor will enter a tournament under his correct classification and fire the entire tournament in that class. Should it be discovered during a tournament that a competitor has entered in a class lower than his current rating, the tournament records will be corrected to show the correct classification for the entire tournament.

19.8 Competing in a Higher Class – Any individual or team may elect, before firing, to compete in a higher classification than the one in which classified. Such individual or team must fire in such higher class throughout the tournament and may not revert to earned classification for any event in that tournament.

19.8.1 Combining Classes – When there are insufficient entries in any class to warrant an award in that class according to the match program conditions, the individual or team concerned may be moved by the Tournament Match Director to a higher class provided this change is made prior to the individual or team concerned having commenced firing in the tournament.

19.9 Obsolete Classification and Scores – All classifications and scores (including temporary, Rule 19.4) except Master, shall become obsolete if the competitor does not fire in NRA competition at least once during 3 successive calendar years. Master classifications and scores shall become obsolete if the competitor does not fire in NRA competition at least once during 5 successive calendar years.

19.10 Appeals – Any competitor having reason to believe he is improperly classified may file an appeal with the NRA stating all essential facts. Such appeal will be reviewed by the NRA Protest Committee.

19.11 Protests – Any person who believes that another competitor has been improperly classified may file a protest with the NRA stating all essential facts. Such protests will be reviewed by the NRA Protest Committee.

19.12 Team Classification – Teams are classified by computing the “team average” based on the classification of each firing member of the team. To compute the “team average” the key in Table No. I (below) – for the different classes will be used and the team total divided by the number of firing members of the team. Any fractional figure in the team average of one half or more will place the team in the next higher class. The “team average” will establish classification of the team as a unit, but will not affect in any way the individual classification of team members.

TABLE NO. I – TEAM

Class	
High Master	5
Master	4
Expert	3
Sharpshooter	2
Marksmen	1

19.13 Reporting Scores – NRA Competition (Rule 1.6) sponsors will report to the NRA all individual and fired team match scores fired over the courses stated in Rule 19.4. Scores fired in individual events will be reported as aggregate totals, and scores from fired team matches will be reported as a separate aggregate total. Scores from all tournaments and Sanctioned Leagues will be reported by each sponsor no more than 30 days following completion of the tournament firing schedule.

19.14 Score Record Book (Temporary Classification) – A Score Record Book will be obtained by each unclassified competitor from the Official Referee, Supervisor, Tournament Statistical Officer, or Sanctioned League Secretary at the time the competitor competes in his/her first tournament. They will record all scores fired by themselves in all NRA competition (except Postal Matches) until he/she receives their Official NRA Classification Card. The competitor will total all scores and divide that total by the number of 6-shot strings represented. The average so obtained will determine the competitor's NRA Classification at that time (see Rule 19.15 for average score for each classification).

Individual and team scores fired by the competitor during at least one tournament (Rule 1.1), or from the most recent league match (Rule 1.6 (h)) must be posted in the Score Record Book to establish a Temporary Classification. The Score Record Book will be presented by the holder at all NRA Competition entered until the competitor's Official NRA Classification Card becomes effective.

NOTE: It is the competitor's responsibility to obtain the Score Record Book, enter scores, and present it at each tournament until his Official NRA Classification Card becomes effective. When the NRA Classification Card becomes effective the Score Record Book becomes obsolete.

19.15 Individual Class Averages – Competitors classified, or reclassified on the basis of scores fired under the conditions specified in Rule 19.4, reduced to 6-shot averages, those averages leading to classifications as shown in Table II below:

TABLE NO. II – INDIVIDUAL

<u>Class</u>	
High Master	59.40 to 60.00 (99%-100%)
Master	57.60 to 59.39 (96%-98.99%)
Expert	54.00 to 57.59 (90% to 95.99%)
Sharpshooter	48.00 to 53.99 (80% to 89.99%)
Marksman below	48.00 (80%)
The averages in Table II will apply to both Action Pistol and Rimfire Action Pistol Classification.	

19.16 Establishing Classification. – A competitor will be officially classified by the NRA when the total score for a minimum of 144 shots has been reported. However, classification averages will be computed only after the total score for a tournament or league has been posted, and, therefore, the average may be based on a greater number of shots, but will not be based upon a lesser number. Total scores so reported to the NRA will be posted to the Classification Record for the competitor concerned. When the scores for the stated minimum of 144 shots (or more if this minimum is reached during the scores of any tournament or league) have been so posted, the average score per 6-shot string will be computed. The competitor will be sent an Official NRA Classification Card for either Action Pistol, Production Action Pistol, Rimfire Action Pistol or Metallic Action Pistol, based on the average so computed and according to the table in Rule 19.15, which classification will become effective the date shown on the card issued by NRA.

19.17 Reclassification – A competitor who has been classified by the NRA will be reclassified as follows:

- (a) NRA Headquarters will record all scores which qualify for classification purposes according to Rule 19.4
- (b) A competitor will be considered for reclassification upward when his scores for not less than 288 shots, fired subsequent to the tournament date at which he earned his current classification, have been recorded as prescribed, except that such consideration will not include tournament or league

scores until after all scores for the tournament or league competition have been recorded. If his average scores so justify, he will be reclassified upward accordingly.

- (c) A competitor will be reclassified downward only upon a written request by him to the NRA, and only on the basis of at least 720 shots recorded as prescribed, fired subsequent to the effective date of his current classification. If his average scores so justify, he will be reclassified downward accordingly.
- (d) If after reclassification downward, a competitor regains the classification thus vacated, he will not again be reclassified below the latter.
- (e) A reclassified competitor will be provided new Classification Card showing the effective date.

20. NRA OFFICIAL REFEREE

20.1 Eligibility – Any individual 21 years of age or older who fulfills the requirements currently in effect may be certified as an Official Referee

20.2 Certification-

- (a) To be certified as an Official Referee, applicants must undertake such oral, written, or practical examination as the Association may require. The Executive Committee of the Association will be the final judge as to the applicant's fitness for certification. Certification may be refused without stating a cause.
- (b) Certificates will remain in force for such periods as may be indicated on the face thereof. Certificates may be surrendered by the holder or canceled by the Association at any time without stating a cause.
- (c) Re-examination may be required at any time to determine the Official Referee's current ability to meet the requirements.
- (d) Official Referees may be authorized to serve with certain limitations specified in their authorization. Such limitation may be:

For a limited time only, or

For a special tournament or tournaments, or

Within specified territorial boundaries, or

For specified types of competition or classes of tournaments.

- (e) Insignia remains the property of the Association and must be returned at the termination of the Official Referee's certification.

20.3 General Duties –

- (a) It is the duty of the Official Referee at all times to keep informed of NRA Bylaws, current competition rules, and match administration procedures. He/she must be equipped to act as guide and counselor to every official at a tournament both on the range and in the Statistical Office.
- (b) He/she must be familiar with the various NRA qualification courses and with National Classification Rules.

- (c) He/she must know the requirements for individual membership in the Association and the general requirements for club affiliation.
- (d) It is his/her duty to report to National Headquarters any suggestions, criticisms, incidents or trends which, in his/her opinion, should be considered by the Association in order to promote the best interests of shooting.
- (e) He/she must at all times and under all circumstances remember that his/her value as an Official Referee is in direct ratio to his/her reputation for integrity, impartiality, broad knowledge of shooting, courtesy, courage and sobriety. The use of alcoholic beverages while on duty cannot be condoned and their excessive use at any time will be sufficient cause for cancellation of the Official Referee's Certificate.

20.4 Duties – Before Tournament—Having accepted an assignment to serve; it is the duty of the Official Referee to:

- (a) Familiarize them selves with the program.
- (b) Check, by mail or in person, with the match sponsor or Match Director of the tournament to ensure that range and statistical facilities are adequate and in good order and that ample range and statistical personnel have been employed or definitely arranged for.

20.5 Duties during Tournament – Act as chairman of the jury or assume functions and duties of the jury when a jury is not formed, and:

- (a) Check the functioning of the Statistical Office when first opened to help establish proper registration and squadding procedure. Make sure the Statistical Office has arranged to check all competitors' current classification before issuing competitor's first squadding ticket.
- (b) Check the target equipment and range personnel in company with the Match Director to ensure that the range will function properly.
- (c) Check with the Match Director and arrange to have Official Bulletins posted immediately covering any changes or corrections which have been authorized.
- (d) Observe the scoring and bulletin methods used when the targets from the first relay are being scored and call attention to any errors before an erroneous method becomes established.
- (e) Remain constantly alert for infractions of safety or competition rules by moving over the range behind the firing line from flank to flank; observing activities of target runners, range officers, score and statistical clerks, spectators; watching competitors handle their firearms and other equipment.
- (f) Report immediately to the Match Director any errors in administration or infraction of rules by competitors or personnel, requesting that he/she have them corrected at once. If the matter is one requiring instant action the Official Referee should direct whatever action is required and report his/her action and the reason therefore to the Match Director as soon as that officer can be reached.
- (g) Check with the Statistical Officer at the conclusion of the tournament to make sure that all bulletins have been properly completed and prizes awarded as prescribed in the Tournament Program.

- (h) Forward to NRA Headquarters whatever reports may be currently required of him/her, including copies of protests, decisions, appeals and all written statements bearing on the case.
- (i) When triggers are weighed, shall weigh, or supervise the weighing of triggers and inspect equipment.

20.6 Handling of Challenges and Protests – Challenges and protests will be handled in the manner provided in these Rules (Sec.16).

20.7 Assignment to Tournaments-Referees are assigned by the NRA Headquarters Office.

20.8 Official Referee as Competitor – No Official Referee may compete in any match fired in conjunction with any tournament where he is officiating.

20.9 Status of the NRA Official Referee-

- (a) The Official Referee will not give directions to the tournament operating personnel except through the Match Director or the Chief Range Officer. In the case where a jury is formed, the NRA Referee shall be the chairman of the jury. In all emergency cases involving the safety of personnel or property, the Official Referee will act immediately and forcefully, taking full responsibility and reporting his/her action thereafter to the Match Director and to the National Rifle Association when making his/her tournament report.
- (b) The Official Referee is a representative of the National Rifle Association present at a tournament to interpret the rules and regulations for the benefit of both the tournament officials and the competitors. It is his/her duty to see that all such rules and regulations are properly and efficiently enforced. He/she is not responsible for the actual administration and conduct of the tournament except to enforce the rules and regulations. It is his/her duty to make such suggestions as are necessary to enable the tournament staff to operate in the most satisfactory manner.

21. NRA COMPETITION PROGRAMS

NOTE: The program for tournaments must describe the conditions of the match, the positions, handguns, caliber of handguns, ammunition, targets, and range and should cover all the following points.

TOURNAMENT NAME:

Do not designate “State Championship” unless authorized by the State Association; “Sectional” or “Regional Championship” unless authorized by the NRA.

TOURNAMENT DATE(S):

Date or dates of tournament.

SPONSORING ORGANIZATION:

Name of Club or Association

FOR INFORMATION CONCERNING TOURNAMENT WRITE TO:

Give name and complete address as you want it listed in Coming Events Notice.

DIRECTIONS TO RANGE:

List Directions clearly, add map sketch if possible.

RULES:

The statement that NRA Action Pistol Shooting Rules shall “govern” will allow the most liberal conditions found in those Rules.

COMPETITION OPEN TO:

Indicate eligibility requirements. See Rule 1.7 (Tournament sponsors may restrict competition to residents of certain areas; members of certain groups; competitors in certain classification groups; etc., provided such restriction is plainly stated in program.)

REGISTRATION FEE:

List amount of tournament registration fee to be charged to each competitor, what it entitles them to (brassard, competitor number badge, etc., and a copy of the Official Bulletin)

ENTRY FEE:

State amount per match (team and individual)

ENTRIES:

List name and address of person to whom entries should be mailed.

ENTRIES CLOSE:

State date and time

POST ENTRIES:

Show that Post Entries will or will not be accepted, closing time and fee.

ENTRY LIMIT:

State number of entries that will be accepted

FIRING STARTS:

State hour first relay of first match will begin each day.

CLASSIFICATION OF COMPETITORS:

See General Regulations. If NRA Classification System is not used or if classes are combined, list details

AWARDS:

List schedule of awards for individual and team matches. Specify method, time and place of issuing awards.

MATCH SCHEDULE AND CONDITIONS:

Give complete details on course of fire, type of sights, rifle or pistol, caliber of firearm, any special conditions approved for the tournament such as time limits less than maximum, etc.

GENERAL INFORMATION:

List eating facilities, housing facilities, etc

22. NRA CIVILIAN PPC RULES

NRA 1500 (Civilian) Police Pistol Combat (PPC) Competition Rules

NOTE: These rules are provided for the conduct of the NRA 1500 (Civilian) Police Pistol Combat (PPC) competition. Scores fired in this competition will be used for classification. A competitor will be officially classified by the NRA when the total score for a minimum of 144 shots have been reported. For scoring & classification purposes, scores from both Law Enforcement Police Pistol Combat (PPC) competitions and (Civilian) Police Pistol Combat (PPC) competitions will not be combined, and civilian competitors are excluded from participation in the National Police Shooting Championships (NPSC).

In NRA 1500 (Civilian) Police Pistol Combat (PPC) competition, the goal is to achieve the highest possible score within the confines of the allowed equipment. In all cases where specific rules are not given here, the appropriate corresponding rules, policies & administrative procedures outlined in the NRA Action Pistol Rulebook shall be used.

Targets authorized for use will be the NRA B-27, B 27A, B 27E, B-29 for reduced 50-foot competition, B-34 for reduced shooting of the 50-yard stage at 25-yards.

Firearms available for use are Semi-automatic pistols and revolvers meeting the requirements in NRA Action Pistol Rulebook – 3.2. Metallic Sight Firearm or 3.2.1 Production Firearm. Ammunition is not required to meet power factor.

Positions authorized for NRA 1500 (Civilian) Police Pistol Combat (PPC) Competition are as follows: Standing without support, Standing, Left Handed from behind a Barricade, Standing, Right Handed from behind a Barricade, Kneeling, Sitting and Prone position. The previous listed position is specifically listed for use in the below listed Events/Stages. Use of barricade and description are described in NRA Action Pistol Rule 10.23.

Stages start with shooter in ready position. The signal to commence firing may be given orally, by whistle, or by having targets turn. When double action is specified, single action semiautomatic pistols may be used. Semiautomatic pistols capable of double action must fire the first shot of every stage double action except at the 50-yard line. An aggregate of the following Events/Stages:

Events 1-5 are designated as Revolver Events & Events 8-12 are designated as Semiautomatic Events

Event 1 & Event 8

Two stages of 12 shots each fired double action from the standing without support position. First stage fired at 7 yards and second stage fired at 15 yards. 20 seconds per stage starting with loaded gun in holster and includes reloading for subsequent 6 shot string.

Event 2 & Event 9

25 Yards – Double Action – 6 shots kneeling, 6 shots standing left hand from behind the barricade, 6 shots standing right hand from behind the

barricade. Time allowed is 90 seconds. Time starts with loaded gun in holster and includes reloading for subsequent 6 shot strings.

Event 3 & Event 10

50 Yards – Single or Double Action – 6 shots sitting, 6 shots prone, 6 shots standing left hand from behind the barricade, 6 shots standing right hand from behind the barricade. Time allowed is 2 minutes and 45 seconds. Time starts with loaded gun in holster and includes reloading for subsequent 6 shot strings.

Event 4 & Event 11

25 Yards – Two stages of 12 shots each fired double action from the standing without support position. 35 seconds per stage starting with loaded gun in holster and including time for reloading for subsequent 6 shot string.

Event 5 & Event 12

Stage 1. – 7 yards—double action—12 shots from the standing without support position. Twenty seconds, time starts with loaded gun in holster and includes reloading for subsequent 6 shot string.

Stage 2. – 25 yards—double action—6 shots kneeling; 6 shots standing with support, left hand; 6 shots standing with support, right hand. 90 seconds, time starts with loaded gun in holster and includes reloading for subsequent 6 shot strings.

Stage 3. – 50 yards—single or double action—6 shots sitting; 6 shots prone; 6 shots standing left hand from behind barricade; 6 shots standing right hand from behind barricade. Two minutes and 45 seconds, time starts with loaded gun in holster and includes reloading for subsequent 6 shot strings.

Stage 4. – 25 yards—double action—6 shots standing without support. Twelve seconds, time starts with loaded gun in holster. No barricade or other support is used.

NOTE: Events 5 and 12 will be fired by stages. Shooters will be standing with a loaded gun in holster when time starts. Stages will be fired in 1, 2, 3, 4 order, and targets will be changed after stage 2.

23. NRA ACTION PISTOL PROBATIONARY PROGRAM RULES

These rules are provided for the conduct of the NRA Action Pistol Probationary Program. Scores fired in this competition will be used for classification for a “Probationary” classification card. A competitor will be officially classified by the NRA when the total score for a minimum of 144 shots has been reported. For scoring and classification purposes the “Probationary Course” will be kept separate from the standard NRA Action Pistol classification card.

In NRA Action Pistol Probationary Program competition, the Action Pistol course of fire (COF) will serve as a stepping stone in the discipline of NRA Action Pistol and allow new shooters to achieve “confidence building” scores, help maintain their interest, and lessen the intimidation to the longer distances found in NRA Action Pistol (NRA/AP) courses of fire. This should help to grow the sport at the junior and club levels

Targets authorized for use will be the NRA AP-1, AP-2 and 8” circular Steel Targets. Firearms available for use are semi-automatic

pistols and revolvers meeting the requirements in NRA Action Pistol Rule 3 – Firearms, Equipment and Ammunition.

Positions authorized for NRA Action Pistol Probationary Program will follow NRA Action Pistol Rule 5 – Position Courses of fire are listed in NRA Action Pistol Rule 7 – Courses of Fire & NRA Action Pistol Rule 10 – Range Command, Control and Operations. All courses of fire listed below exceed a distance of 15 yards. Therefore all approved courses of fire will be conducted by the description given thereafter. Courses of fire that exceed 15 Yards: Los Alamitos, Moving Target Event, Modified Moving Target Event, International Rapid Fire, Practical Event, Barricade Event, Falling Plate Event, Combat Event, Ambidextrous Match, Unsupported Standard Match, and Speedload Challenge Event.

Description: For all NRA Action Pistol courses of fire that finish at a shooting distance greater than 15 yards, the strings will be condensed and fired as such: If you have four (4) separate firing distances in a COF, using the Practical Event as an example; 10 and 15-yard strings would all be fired at 10 yards; 25 and 50-yard strings would all be fired at the 15-yard line. This same principle is applied to all courses of fire. For the International Rapid-Fire Event, the entire course will be fired from the 15-yard line.

No National Records will be issued for this Probationary Program. The NRA Action Pistol Committee will review participation at the 2015 NRA Action Pistol Committee meeting to see if it should be added to the NRA Action Pistol Rule Book as permanent courses of fire.

Classification cards for the Probationary Action Pistol courses of fire may NOT be used while competing in a “Standard” NRA Action Pistol competition where the competitor is firing from the actual prescribed distances per NRA Action Pistol rules.

APPENDIX

GENERAL REGULATIONS FOR NRA SANCTIONED TOURNAMENTS

These Regulations are established under the authority of Rule 1.4, and provide standard procedures required for the sanctioning of NRA Tournaments, establishing of fee structures, awards, reporting, cancellation, NRA membership requirements, and other items involved with NRA Sanctioned Tournaments. These Regulations do not apply to conventional, international, or police combat pistol, which have their own General Regulations.

A. GENERAL REGULATIONS GOVERNING NRA APPROVED TOURNAMENTS

The following regulations are established under the authority of Rule 1.4, and provide standard procedures for sanctioning, fee structure, awards, reporting, and other items involved with NRA sanctioned Approved Tournaments.

1. SANCTION OF NRA APPROVED TOURNAMENT(S): To obtain approval of tournaments, the following steps must be taken by the sponsoring organization in advance of the tournament.

- (a) Send NRA your completed applications and draft copies of your completed programs, BOTH IN DUPLICATE, a minimum of 30 days in advance of the tournament date.
- (b) If the above is not done, NRA reserves the right to cancel its sanction of the tournament

- (c) To be listed “once” in the Coming Events section of Shooting Sports USA, your applications, and programs must be sanctioned by the Competitions Division by the 15th of the month, two months before the month of issue. If you desire publicity in more than one issue (up to a maximum of 10 months), an additional month’s notice must be allowed for each monthly listing.

2. GRANTING OF “APPROVED” SANCTION: As soon as the tournament is granted Approved sanction, one copy of the signed application, an Official Sanction Poster, and a corrected (if necessary) copy of the draft program will be returned to the sponsor. These items provide the authority to the sponsor to conduct the tournament. All changes and information provided in the approved draft program must appear in the final printed program. No major changes in courses of fire, number of matches, etc., may be made unless NRA is notified. This may be done in writing if time permits, or by including a copy of the Match Director’s Bulletin which makes the changes with the final results of the tournament.

3. TOURNAMENT CANCELLATION: If a tournament is canceled, NRA must be notified immediately.

4. CLASSIFICATION OF COMPETITORS: The NRA Classification System may be used, but is not required.

5. COURSES OF FIRE IN APPROVED TOURNAMENTS, FOR CLASSIFICATION USE: Courses of fire which may be used for classification are listed in Rule 19.4. It is not required that these specific courses of fire be used in Approved Tournaments, but, if the scores are to be used for classification, they must be used.

6. AWARDS: All awards are furnished by the sponsor. The minimum award schedule must include only the Tournament Winner, that person/team firing the highest score regardless of classification or category.

The method, time, and place of issuance of awards is at the option of the sponsor with due notice to the competitors in the Tournament Program.

7. ENTRY FEES:

- (a) NRA Registration Fee: A fee of \$4.50 per competitor is charged by the NRA for Approved Tournaments.
- (b) Sponsor Entry Fees: The amount of these fees is determined by the sponsor and must be stated in the program separately from the NRA Registration Fees.

8. TOURNAMENT OFFICIALS AS COMPETITORS: All Officials of an NRA Approved Tournament (except Supervisor) may compete in that tournament.

9. OFFICIAL SUPERVISOR: The Official Supervisor may NOT compete in the Tournament which he has agreed to act as Supervisor. See Rule 11.3.

10. NRA MEMBERSHIP: NRA membership is not required for participation in NRA Approved Tournaments. However, sponsors may elect to restrict those persons entering the tournament to NRA members only, if they wish to do so.

11. REPORTS TO NRA: The Match Director is responsible for making certain that the following reports are forwarded to NRA within 30 days of firing. See Rule 19.13.

- (a) An SR-45 (Score Card) for each competitor showing the total number of shots fired in individual matches and a total score; the total number of shots fired in Fired Team Matches, and the total score of the fired match (es). The NRA membership ID number or NRA Competitor number must be indicated on each card for classified competitors and NRA members who are not yet classified. Score Reporting cards are available free of charge upon request.
- (b) A registration fee reporting form, and remittance of \$4.50 per competitor.
- (c) A copy of any special Match Director's Bulletins.

B. GENERAL REGULATIONS GOVERNING NRA REGISTERED TOURNAMENTS

The following Regulations are established under the authority of Rule 1.4, and provide standard procedures for sanctioning, fee structure, awards, reporting, and other items involved with all Registered Tournaments except Regional, Sectional, and National Championships. State Championships MUST be approved and recognized by the State Association (Rule 1.6(e)).

1. SANCTION OF NRA REGISTERED TOURNAMENT(S): To obtain approval of tournaments, the following steps must be taken by the sponsoring organization in advance of the tournament date.

- (a) Send NRA your completed applications and draft copies of your completed programs, BOTH IN DUPLICATE, a minimum of 45 days in advance of the tournament date.
- (b) If the above is not done, the NRA reserves the right to cancel its sanction of the tournament.
- (c) To be listed "once" in the Coming Events section of Shooting Sports USA, your application and programs must be sanctioned by the Competitions Division by the 15th of the month, two months before the month of issue. If you desire publicity in more than one issue (up to a maximum of 10 months), an additional month's notice must be allowed for each monthly listing.

2. GRANTING OF "REGISTERED" SANCTION: As soon as the tournament is granted sanction, one copy of the signed application, program, and an Official Sanction Poster, will be returned to the sponsor. In cases where a Referee is assigned, the Official Poster will be mailed after the Referee assignment is made, and the sponsor will be notified of the identity of the Referee at the same time. All changes and information provided in the approved draft program must appear in the final printed program. No major changes such as courses of fire, number of matches, etc., may be made unless NRA is notified. This may be done in writing if time permits, or by including a copy of the Match Director's Bulletin which makes the changes with the final results of the tournament.

3. TOURNAMENT CANCELLATION: If a tournament is canceled, NRA must be notified immediately.

4. CLASSIFICATION OF COMPETITORS: The NRA National Classification or Category System must be used in Registered Tournaments. Sponsors may use an expanded classification system when large numbers of marksman or unclassified competitors are entered. (Samples available from NRA Junior Programs Coordinator's Office)

5. COURSES OF FIRE IN REGISTERED TOURNAMENTS, NATIONAL RECORDS AND CLASSIFICATIONS: National

Records may be set only in Registered Tournaments using courses of fire specified in Rule 17.5.

6. AWARDS: All awards are furnished by the sponsor. The method, time, and place of issuance of awards is at the option of the sponsor with due notice to the competitor in the Tournament Program. In Registered Tournaments, the minimum award schedule must consist of the following:

- (a) Individual Match Awards Required:
 - (1) Winner in each individual fired match, and in each aggregate, awarded to the competitor with the highest total score. Match winners may not receive a class award but must be counted in with other members of that class to determine the number of class awards.
 - (2) High Scoring Competitor in each class in each match. Classes may be combined because of low entry, but the manner in which such combinations are made must be clearly stated in the program.
- (b) Team Awards Required: (if there are team matches in the program) Winning Team of each team match—the team firing highest total score in the match.

7. ENTRY FEES:

- (a) NRA Registration Fee: A fee of \$5.50 per competitor is charged by the NRA for Registered Tournaments.
- (b) Sponsor Entry Fees: The amount of these fees is determined by the sponsor and must be stated in the program separately from the NRA Registration Fees.

8. TOURNAMENT OFFICIALS AS COMPETITORS: The Match Director, Deputy Match Director, Chief Range Officer, Chief Statistical Officer, may NOT compete in a tournament at which they are officiating. Rule 11 covers specific duties of Tournament Officials.

9. NRA REFEREE: An NRA Official Referee will be assigned by NRA to all State, Sectional, Regional, and National Championships. Other Registered Tournaments will have a 3-member Jury appointed by the Match Director. See Rule 11.2.1.

10. NRA MEMBERSHIP: NRA membership is encouraged but not required of all competitors in a Registered Tournament.

11. REPORTS TO NRA: The Match Director is responsible for making certain that the following reports are forwarded to NRA within 30 days of firing. See Rule 19.13.

- (a) An SR-45 (Action Pistol Shooting) card for each competitor, showing the total number of shots fired in individual matches and a total score; the total number of shots fired in Fired Team Matches, and the total score of the fired team match (es). The NRA competitor number must be indicated on each card. Score Reporting Cards are available free of charge on request.
- (b) A registration fee reporting form, and remittance of \$5.50 per competitor.
- (c) A copy of any special Match Director's Bulletins.
- (d) A completed National Record Reporting form, even if no National Records were set.

- (e) Two complete sets of “Official Final Results Bulletin of Standings” for the tournament.

12. FINAL RESULTS BULLETIN: A copy of the Final Results Bulletin will be available electronically as soon as possible; competitors may request a hard copy of the Results Bulletin.

NRA ACTION PISTOL DISTINGUISHED PROGRAM

Purpose:

To recognize excellence in NRA Action Pistol Competition, The NRA Action Pistol Distinguished Program is similar to the programs for Conventional Pistol, High Power Rifle, Small-bore Rifle, and Police.

Eligibility:

- (a) No Limitation on firearm used so long as it conforms to NRA Action Pistol Shooting rules.
- (b) Points toward the Distinguished Badge may only be earned at NRA State Championships, Regionals and the National Championship.
- (c) Competitors may compete for points in only 2 State Championships, 1 Regional and the National Championship in any calendar year (1/1-12/31).
- (d) Recognition for award of the Distinguished Badge is retroactive to 1985 for Open, 1998 for Metallic, 2009 for Production, and 2020 for Production Optic”.

Individuals may petition for this by providing official results from qualified tournaments. Burden of proof of qualifying scores is on the petitioner.

- (e) OPEN, PRODUCTION, PRODUCTION OPTIC, and METALLIC scores will be counted separately for medal purposes”, respectively.

Course of Fire:

- (a) Aggregate events containing at least two of the following matches:
 - (1) Practical Event (Rule 10.13)
 - (2) Barricade Event (Rule 10.14)
 - (3) Moving Target Event (mod) (Rule 10.15)
 - (4) Falling Plate Event (Rule 10.16)
- (b) “Minimum Qualifying Score: In order to earn eligibility for Distinguished Points, competitors must fire a minimum score equal to at least 95% of the match aggregate in OPEN, 90% in PRODUCTION OPTIC, 85% in METALLIC and PRODUCTION. (e.g., in a 1920-point aggregate, the minimum score required to qualify would be 1824 in OPEN, 1728 in PRODUCTION OPTIC, and 1632 in METALLIC and PRODUCTION).”

Awards:

The NRA Action Pistol Distinguished Badge will be awarded to those individuals who earn a total of 30 points through unassisted individual competition in qualifying events. Credit Points will be awarded

As follows:

- (a) 10 Points to the highest scoring non-distinguished competitor who fires a qualifying score.

- (b) 7 Points to next highest scoring 10% of non-distinguished competitors who fire a qualifying score.
- (c) 5 Points to next highest scoring 15% of non-distinguished competitors who fire a qualifying score.
- (d) Fractions of .5 and over will be resolved to the next higher whole number. Smaller fractions will not be considered.

The first time an individual earns Distinguished Points they will receive the NRA Action Pistol “Excellence in Competition” Medal and a certificate indicating the number of credit points earned. Each time additional points are earned, a certificate will be issued. No other medals will be issued by NRA until the 30 points have been earned, at which time the NRA Action Pistol Distinguished Badge will be awarded. Once an individual becomes distinguished in each of the three divisions (Open, Metallic, and Production), an NRA Action Pistol Triple Distinguished award will be issued.



Acknowledgements:

Portions of this work copyrighted
1979 by the Southwest Pistol League.

Thanks are also extended to The Bianchi Cup International
Pistol Tournament and the Cactus League for their contributions
to this Rule Book.

**More information concerning competition
Materials and supplies can be obtained from
NRA Sales at 1 – 800 – 336 – 7402,
Monday through Friday
From 9:00 AM to 9:00 PM EST.**

INDEX

<i>Item</i>	<i>Rule</i>
Aggregate, Match	1.7
Aliases	9.23
Ammunition	3.17
Approved Tournaments	p. 2
General Regulations	1.4
Programs	21
Refusal of	1.5
Rules	1.3
Area, Spectator	6.2
Assignment to Tournaments, Referee's	20.7
Authorization	1.2
Refusal or Withdrawal of	1.5
Authorized NRA Events	1.4
Breaking Ties	15
Ambidextrous Match	15.13
Falling Plate Event	15.12
Bribery	9.26
Bulletin, Official	11.6.4
Changing	11.6.6
Correction of Errors	11.6.5
Match Director's	11.1, 18.13
Preliminary	11.6.3
Retention of Records	11.6.2
Cease Firing	10.1.4
Challenge	16.1
Handling	20.6
Changing Equipment	9.1
Checking Bulletin Board	18.13
Checking Scores	18.11
Chief Range Officer	11.4
Classification	19
Appeals	19.10
Assigned	19.6
Averages, Scores used for	19.5
Changing in a Tournament	19.7
Competitors	18.4, 19.1
Competing in Higher Class	19.8
Establishing	19.16
Falsification	9.24
Individual Averages	19.15
Lack of Evidence	19.7
Matches Used for	19.4
Obsolete	19.9
Protest	19.11
Reclassification	19.17
Reporting Score	19.13
Score Record Book	19.14
Team	19.12
Temporary	19.14
Unclassified Competitor	19.2
Commands, Firing Line	10.7
Repeating	10.6
Competitor	
Classification	18.4
Classified	19.1
Competitors Will Score	18.3.1
Discipline	18.1
Disqualification	9.17.2
Duties	18
Eligibility	18.3
Individual Entries	18.5
Knowledge of Program	18.2
Physically Disabled	13.1

Ranking.....	14.19.1
Reporting At Firing Line.....	18.7
Responsibility.....	18
Squadding Tickets.....	18.6
Unclassified.....	19.2
Will Score.....	10.5
Comstock Count.....	14.19
Courses of Fire.....	7
Advanced Military.....	7.5, 10.21
Ambidextrous Match.....	7.15, 10.30
Barricade.....	7.7, 10.23
Combat Event.....	7.13, 10.29
Crawford Barricade Event.....	7.12, 10.28
Falling Plate.....	7.9, 10.25
Flying "M".....	7.2, 10.18
Int'l Rapid Fire Modified.....	7.4, 10.20
Los Alamitos.....	7.1, 10.17
Moving Target.....	7.3, 10.24
Moving Target Modified.....	7.8, 10.19
Practical.....	7.6, 10.22
Speed Event.....	7.11, 10.27
Speedload Challenge Event.....	7.17, 10.32
Texas Moving Target Event.....	10.16
Tyro Course.....	7.10, 10.26
Unsupported Standard Match.....	7.16, 10.31
For National Records.....	17.5
Cross-Fires.....	9.25
Delaying a Match.....	10.3
Detachable Shoulder Stocks.....	9.19
Discipline.....	10.1, 18.1
Disabled.....	13.1
Disorderly Conduct.....	9.27
Ear Protection.....	3.20
Electric Timing Device.....	9.18
Eligibility, Competitor.....	18.3
Duties.....	20.3, 20.4, 20.5
Referee.....	20.1
Entries, Individual.....	18.5
Equipment.....	3.18
Changing.....	9.1
Failure.....	10.7.2
Inspection.....	9.8
Range, Willful destruction of.....	9.27.1
Target.....	6.8.2
Excessive Hits.....	9.25, 14.10
Extension Magazines and Detachable Shoulder Stocks.....	9.19
Eye Protection.....	3.19
Falsification, Score and Classification.....	9.24
Courses of Fire.....	7.1
Interruption of.....	9.14(a)
Firearm.....	
Open.....	3.1
Metallic.....	3.2
Production.....	3.2.1
Firing Line.....	6.1
Commands.....	10.7
Firing Point.....	6.2
Clearing.....	18.12
Reporting at.....	18.7
Firing Position.....	5.12
Gauges, Score.....	14.3
General Equipment.....	3.18
Safe.....	3.18.1
General Regulations for NRA Sanctioned Tournaments.....	p. 72
General Regulation.....	1.4
Gloves.....	3.11

<i>Item</i>	<i>Rule</i>
Ground	5.1
Handguns, Handling	10.1.10
Clearing Stoppages	10.1.13
Disabled	9.5
Dropped	10.1.14
Position When Moving	10.1.12
Safe Condition	10.1.11
Safety Violations	9.17
Unsafe & Incompetent	9.16
Handicapped Competitors, Physically	13.1
Hits, Non-Visible	14.9
Hits on Wrong Target	14.7
Excessive	14.10
Visible Hits	14.9
Holsters	3.12.1, 3.12.2, 3.12.3, 3.12.4, 3.12.5
Eligibility	3.12.3
Position	3.7
Practical & Safe	3.12.1
Unsafe	3.12.4
Wear	3.12.5
Individual	
Classification Averages	19.15
Classification Matches used for	19.4
Duties and Responsibilities	18
Entries	18.5
Match Coaching	12.2
National Records, Scores for	17.3, 17.5
Squadding	11.6.7
Interference	9.13
With Targets	14.1.4
Interruption of Fire	9.14(a)
Juries	11.2.1
Knowledge of Program	18.2
Lack of Classification Evidence	19.7
League Competition	1.6
League, Sanctioned	1.6
Loaded Pistols	10.1.3
Loading	18.9
Loud Language	10.2
Malfunction Procedure	10.1.9
Match, Types of	15.1
Aggregate	1.7
Course	7
Delaying a	10.3
Deputy Match Director	11.1.1
Director	11.1
Director's Bulletin	11.1, 18.13
Equipment, Failure of	10.7.2
Procedure	10.7.1
Invitational	1.7
National	1.6
NRA Sanctioned	1.1
Open	1.7
Postal	1.6
Registered	1.6
Restricted	1.7
State Championship	1.6
Team, Squadded	1.7
Unsquadded	1.7
Members, NRA	2.1
Foreign	2.1.1
Junior	2.3, 2.3.1, 2.3.2
Muzzle Direction	10.1.8
National Championship Matches	1.6
National, Individual Record Scores	17.3
National Records	17
Co-Holder	17.6

<i>Item</i>	<i>Rule</i>
Course of Fire for	17.5
Individual	17.3
Scores Used	17.2
Where Fired	17.1
Officers	
Chief Range	11.4.1
Director, Deputy Match	11.1.1
Director, Match	11.1
Director, Range	11.4
Director, Deputy Range	11.1.1
Range	11.5
Statistical.	11.6
Target	11.7
Officials, Tournament	11
Official Target.	4.1
Optical Devices	3.9
Physically Disabled	13.1
Pistol.	3.1
All Types Compete Together.	3.3
Changing.	9.1
Disabled	9.5
Loaded	10.1.3
Match	1.7
More Than One Pistol	3.6
Optical Devices	3.9
Muzzle Direction	10.1.8
Pistol and Holster Position.	3.7
Ready Position	5.3
Sight Restrictions	3.5
Metallic	3.2
Open	3.1
Weight Restrictions	3.4
Plug Type Scoring Gauges, Authorized Use of	14.3.2
Policing Range.	10.4
Positions	5
Firing.	5.1.2
Pistol Ready	5.3
Postal Matches	1.6
Posting Tournament Program	11.6.11
Programs.	21
NRA Action Pistol Probationary Program Rules	23
Changes to	11.1, 18.13
Knowledge of.	18.2
Protest Committee, Authority of.	16.2.1
Protest Committee, National Championship	11.8
Protests	16.2
How to	16.3
Public Affairs	p. 6
Range Commands, Improper	10.7.3
Range Officers	11.5
Range, Policing	10.4
Range Standards.	6
Ready Position	5.3
Reclassification	19.17
Records, National.	17
Re-Entry Match	1.7
Referee, NRA Official	11.2
As Competitor	20.8
Assigned to Tournaments	20.7
Certification	20.2
Duties, General.	20.3
Before Tournament	20.4
During Tournament	20.5
Eligibility	20.1
Handling Challenges and Protests.	20.6
Status.	20.9

<i>Item</i>	<i>Rule</i>
Refires	9.14
Refusal to Obey	9.28
Registered	p. 2
Matches	1.6
Tournaments	1.6
General Regulations	1.4
Programs	21
Refusal	1.5
Rules	1.3
Regulations, General, NRA Events	1.4
Reporting, at Firing Point	18.7
Responsibility, Competitor's	18.15
Scorekeeping	14.14.1
Restricted Match	1.7
Retention Device	3.12.2
Ricochets	14.8
Rules, Evasions of	9.29
NRA Events	1.3
Safety Rules	9.15
Sanctioned, League	1.6
Score	14
Cards	14.15
Erasures On	14.16
Must Be Signed	18.14
Checking	18.11
Classification, Average	19.5
Competitors Will	10.5, 18.3.1
Falsification	9.24
Gauges	14.3
Authorized Use of Plug Type	14.3.2
National Records	17.1
Scorer's Duties	14.3.1
Responsibilities	14.14.1
Scoring	14
Authorized Use of Plug	14.3.2
Comstock Count	14.19
Excessive Hits	14.10
Gauges, Authorized Use of Plug Type	14.3.2
Hits On Wrong Target	14.7
How To	14.3
Maximum Hits before Scoring	14.1.1
No Shots Fired Procedure	14.3.4
Ricochets	14.8
Target	14.3.3
Simultaneous Hits Procedure	14.3.4
Ties, Decision of	15
Visible Hits and Close Groups	14.9
When to	14.1
Where to	14.2
Signed, Score Cards Must be	9.24, 18.14
Spectator Area	6.12
Squadding	11.6.7
Statistical Officer	11.6
Changing Official Bulletins	11.6.6
Correction of Bulletin Errors	11.6.5
Duties	11.6.1
Official Bulletins	11.6.4
Preliminary Bulletins	11.6.3
Retention of Records	11.6.2
Status of Referee	20.9
Supervisor	11.3
Suspension	9.31
Targets	4
Dimensions	4.1
Equipment	6.8.2
Multiple Set-up	6.6.1

<i>Item</i>	<i>Rule</i>
New Target Request	14.1.2
Illumination	6.5
Interference with	14.1.4
Officers	11.7
Official	4.1
Scoring	14.3.3
Touching Before Scoring	14.1.3
Teams	12
Alternates, Substitution	12.4
Captain	12.1
Classification	19.12
Coaching	12.2
Match Challenges	16.4
Match Protests	16.4
Squadded Match	1.7(k)
Unsquadded Match	1.7(l)
Temporary Classification	19.14
Tickets, Squadding	18.6
Ties	15.2
Breaking Ties in Falling Plate Event	15.12
Breaking Ties in Ambidextrous Match	15.13
Time	
Allowance	7, 10
Limits	8
Timing	18.8
Tournament	1.1
Approved	1.6
Assignment	20.7
Chief Range Officer	11.4
Deputy Match Director	11.1.1
Director, Match	11.1
Officials	11
Range Officer	11.5
Referee	11.2, 20
Registered	1.6
Statistical Officer	11.6
Supervisor	11.3
Target Officer	11.7
Tournament, Types	1.6
League	1.6
NRA	1.0
Programs	21
Sanctioned	1.1
Team	1.7
Trigger, Release	3.16
Shoes	3.16.1
Tyro Course, Requirement	2.1.2
Unclassified Competitors	19.2
Unsafe and Incompetent Gun Handling	9.16
Unsquadded, Individual Match	1.7
Team Match	1.7
Violations	
Disqualifications	9.17
Match Director Responsibilities	9.30
From Entire Tournament	9.17.2
Visible Hits and Close Groups	14.9
Withdrawal of NRA Authorization	1.5

The best resource for competitive shooters.



HOW-TO ARTICLES
FIREARM REVIEWS
MATCH SCHEDULES
TOURNAMENT REPORTS, SCORES AND PHOTOS
COVERAGE FROM NATIONAL CHAMPIONSHIPS

Did we forget to say it's a
free monthly online magazine?
Sign up for *Shooting Sports USA* today.

SSUSA.ORG

NO OBLIGATION. CANCEL AT ANY TIME.